

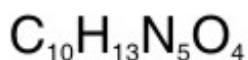
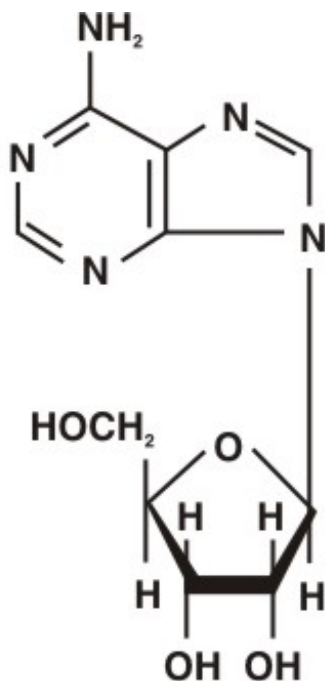
**ADENOSINE - adenosine injection**  
**WOCKHARDT USA LLC.**

-----  
**Adenosine Injection, USP**

**FOR RAPID BOLUS INTRAVENOUS USE**

**DESCRIPTION**

Adenosine is an endogenous nucleoside occurring in all cells of the body. It is chemically 6-amino-9-β-D-ribofuranosyl-9-H-purine and has the following structural formula:



267.24

Adenosine is a white, odorless crystalline powder. It is soluble in water and practically insoluble in alcohol. Solubility increases by warming and lowering the pH. Adenosine is not chemically related to other antiarrhythmic drugs. Adenosine injection, USP is a sterile, nonpyrogenic solution for rapid bolus intravenous injection. Each mL contains 3 mg adenosine and 9 mg sodium chloride in Water for Injection. The pH of the solution is between 4.5 and 7.5.

**CLINICAL PHARMACOLOGY**

**Mechanism of Action**

Adenosine injection slows conduction time through the A-V node, can interrupt the reentry pathways through the A-V node, and can restore normal sinus rhythm in patients with paroxysmal supraventricular tachycardia (PSVT), including PSVT associated with Wolff-Parkinson-White Syndrome.

Adenosine injection is antagonized competitively by methylxanthines such as caffeine and theophylline, and potentiated by blockers of nucleoside transport such as dipyridamole. Adenosine injection is not

blocked by atropine.

### **Hemodynamics**

The intravenous bolus dose of 6 or 12 mg adenosine injection usually has no systemic hemodynamic effects. When larger doses are given by infusion, adenosine decreases blood pressure by decreasing peripheral resistance.

### **Pharmacokinetics**

Intravenously administered adenosine is rapidly cleared from the circulation via cellular uptake, primarily by erythrocytes and vascular endothelial cells. This process involves a specific transmembrane nucleoside carrier system that is reversible, nonconcentrative, and bidirectionally symmetrical. Intracellular adenosine is rapidly metabolized either via phosphorylation to adenosine monophosphate by adenosine kinase, or via deamination to inosine by adenosine deaminase in the cytosol. Since adenosine kinase has a lower  $K_m$  and  $V_{max}$  than adenosine deaminase, deamination plays a significant role only when cytosolic adenosine saturates the phosphorylation pathway. Inosine formed by deamination of adenosine can leave the cell intact or can be degraded to hypoxanthine, xanthine, and ultimately uric acid. Adenosine monophosphate formed by phosphorylation of adenosine is incorporated into the high-energy phosphate pool. While extracellular adenosine is primarily cleared by cellular uptake with a half-life of less than 10 seconds in whole blood, excessive amounts may be deaminated by an ecto-form of adenosine deaminase. As adenosine injection requires no hepatic or renal function for its activation or inactivation, hepatic and renal failure would not be expected to alter its effectiveness or tolerability.

### **Clinical Trial Results**

In controlled studies in the United States, bolus doses of 3, 6, 9, and 12 mg were studied. A cumulative 60% of patients with paroxysmal supraventricular tachycardia had converted to normal sinus rhythm within one minute after an intravenous bolus dose of 6 mg adenosine (some converted on 3 mg and failures were given 6 mg), and a cumulative 92% converted after a bolus dose of 12 mg. Seven to sixteen percent of patients converted after 1 to 4 placebo bolus injections. Similar responses were seen in a variety of patient subsets, including those using or not using digoxin, those with Wolff-Parkinson-White Syndrome, males, females, blacks, Caucasians, and Hispanics.

Adenosine is not effective in converting rhythms other than PSVT, such as atrial flutter, atrial fibrillation, or ventricular tachycardia, to normal sinus rhythm.

## **INDICATIONS AND USAGE**

Intravenous adenosine injection is indicated for the following.

Conversion to sinus rhythm of paroxysmal supraventricular tachycardia (PSVT), including that associated with accessory bypass tracts (Wolff-Parkinson-White Syndrome). When clinically advisable, appropriate vagal maneuvers (e.g., Valsalva maneuver), should be attempted prior to adenosine administration.

It is important to be sure the adenosine solution actually reaches the systemic circulation (see **DOSAGE AND ADMINISTRATION**).<sup>1</sup>

Adenosine injection does not convert atrial flutter, atrial fibrillation, or ventricular tachycardia to normal sinus rhythm. In the presence of atrial flutter or atrial fibrillation, a transient modest slowing of ventricular response may occur immediately following adenosine injection administration.

## **CONTRAINDICATIONS**

Intravenous adenosine injection is contraindicated in:

1. Second- or third-degree A-V block (except in patients with a functioning artificial pacemaker).
2. Sinus node disease, such as sick sinus syndrome or symptomatic bradycardia (except in patients with a functioning artificial pacemaker).
3. Known hypersensitivity to adenosine.

## **WARNINGS**

### **Heart Block**

Adenosine injection exerts its effect by decreasing conduction through the A-V node and may produce a short lasting first-, second- or third degree heart block. Appropriate therapy should be instituted as needed. Patients who develop high-level block on one dose of adenosine should not be given additional doses. Because of the very short half-life of adenosine, these effects are generally self-limiting. Appropriate resuscitative measures should be available.

Transient or prolonged episodes of asystole have been reported with fatal outcomes in some cases. Rarely, ventricular fibrillation has been reported following adenosine injection administration, including both resuscitated and fatal events. In most instances, these cases were associated with the concomitant use of digoxin and, less frequently with digoxin and verapamil. Although no causal relationship or drug-drug interaction has been established, adenosine should be used with caution in patients receiving digoxin or digoxin and verapamil in combination.

### **Arrhythmias at Time of Conversion**

At the time of conversion to normal sinus rhythm, a variety of new rhythms may appear on the electrocardiogram. They generally last only a few seconds without intervention, and may take the form of premature ventricular contractions, atrial premature contractions, atrial fibrillation, sinus bradycardia, sinus tachycardia, skipped beats, and varying degrees of A-V nodal block. Such findings were seen in 55% of patients.

### **Bronchoconstriction**

Adenosine injection is a respiratory stimulant (probably through activation of carotid body chemoreceptors) and intravenous administration in man has been shown to increase minute ventilation ( $V_e$ ) and reduce arterial  $PCO_2$  causing respiratory alkalosis.

Adenosine administered by inhalation has been reported to cause bronchoconstriction in asthmatic patients, presumably due to mast cell degranulation and histamine release. These effects have not been observed in normal subjects. Adenosine injection has been administered to a limited number of patients with asthma and mild to moderate exacerbation of their symptoms has been reported. Respiratory compromise has occurred during adenosine infusion in patients with obstructive pulmonary disease. Adenosine injection should be used with caution in patients with obstructive lung disease not associated with bronchoconstriction (e.g., emphysema, bronchitis, etc.) and should be avoided in patients with bronchoconstriction or bronchospasm (e.g., asthma). Adenosine injection should be discontinued in any patient who develops severe respiratory difficulties.

## **PRECAUTIONS**

### **Drug Interactions**

Intravenous adenosine injection has been effectively administered in the presence of other cardioactive drugs, such as quinidine, beta-adrenergic blocking agents, calcium channel blocking agents, and angiotensin converting enzyme inhibitors, without any change in the adverse reaction profile. Digoxin and verapamil use may be rarely associated with ventricular fibrillation when combined with adenosine

injection (see **WARNINGS**). Because of the potential for additive or synergistic depressant effects on the SA and AV nodes, however, adenosine injection should be used with caution in the presence of these agents. The use of adenosine injection in patients receiving digitalis may be rarely associated with ventricular fibrillation (see **WARNINGS**).

The effects of adenosine are antagonized by methylxanthines such as caffeine and theophylline. In the presence of these methylxanthines, larger doses of adenosine may be required or adenosine may not be effective. Adenosine effects are potentiated by dipyridamole. Thus, smaller doses of adenosine may be effective in the presence of dipyridamole. Carbamazepine has been reported to increase the degree of heart block produced by other agents. As the primary effect of adenosine is to decrease conduction through the A-V node, higher degrees of heart block may be produced in the presence of carbamazepine.

### **Carcinogenesis, Mutagenesis, Impairment of Fertility**

Studies in animals have not been performed to evaluate the carcinogenic potential of adenosine injection. Adenosine was negative for genotoxic potential in the Salmonella (Ames Test) and Mammalian Microsome Assay.

Adenosine, however, like other nucleosides at millimolar concentrations present for several doubling times of cells in culture, is known to produce a variety of chromosomal alterations. Fertility studies in animals have not been conducted with adenosine.

### **Pregnancy Category C**

Animal reproduction studies have not been conducted with adenosine; nor have studies been performed in pregnant women. As adenosine is a naturally occurring material, widely dispersed throughout the body, no fetal effects would be anticipated. However, since it is not known whether adenosine can cause fetal harm when administered to pregnant women, adenosine should be used during pregnancy only if clearly needed.

### **Pediatric Use**

No controlled studies have been conducted in pediatric patients to establish the safety and efficacy of adenosine injection for the conversion of paroxysmal supraventricular tachycardia (PSVT). However, intravenous adenosine has been used for the treatment of PSVT in neonates, infants, children and adolescents (see **DOSAGE AND ADMINISTRATION**).<sup>1</sup>

### **Geriatric Use**

Clinical studies of adenosine injection did not include sufficient numbers of subjects aged 65 and over to determine whether they respond differently from younger subjects. Other reported clinical experience has not identified differences in responses between elderly and younger patients. In general, adenosine injection in geriatric patients should be used with caution since this population may have a diminished cardiac function, nodal dysfunction, concomitant diseases or drug therapy that may alter hemodynamic function and produce severe bradycardia or AV block.

## **ADVERSE REACTIONS**

The following reactions were reported with intravenous adenosine injection used in controlled U.S. clinical trials. The placebo group had less than 1% rate of all of these reactions.

### **Cardiovascular**

Facial flushing (18%), headache (2%), sweating, palpitations, chest pain, hypotension (less than 1%).

### **Respiratory**

Shortness of breath/dyspnea (12%), chest pressure (7%), hyperventilation, head pressure (less than 1%).

### **Central Nervous System**

Lightheadedness (2%), dizziness, tingling in arms, numbness (1%), apprehension, blurred vision, burning sensation, heaviness in arms, neck and back pain (less than 1%).

### **Gastrointestinal**

Nausea (3%), metallic taste, tightness in throat, pressure in groin (less than 1%).

### **Post Marketing Experience (see WARNINGS)**

The following adverse events have been reported from marketing experience with adenosine injection. Because these events are reported voluntarily from a population of uncertain size, are associated with concomitant diseases and multiple drug therapies and surgical procedures, it is not always possible to reliably estimate their frequency or establish a causal relationship to drug exposure. Decisions to include these events in labeling are typically based on one or more of the following factors: (1) seriousness of the event, (2) frequency of the reporting, (3) strength of causal connection to the drug, or a combination of these factors.

### **Cardiovascular**

Prolonged asystole, ventricular tachycardia, ventricular fibrillation, transient increase in blood pressure, bradycardia, atrial fibrillation, and Torsade de Pointes.

### **Respiratory**

Bronchospasm, throat tightness.

### **Central Nervous System**

Seizure activity, including tonic clonic (grand mal) seizures, and loss of consciousness.

### **OVERDOSAGE**

The half-life of adenosine injection is less than 10 seconds. Thus, adverse effects are generally rapidly self-limiting. Treatment of any prolonged adverse effects should be individualized and be directed toward the specific effect. Methylxanthines, such as caffeine and theophylline, are competitive antagonists of adenosine.

### **DOSAGE AND ADMINISTRATION**

For rapid bolus intravenous use only.

**Adenosine injection should be given as a rapid bolus by the peripheral intravenous route. To be certain the solution reaches the systemic circulation, it should be administered either directly into a vein or, if given into an IV line, it should be given as close to the patient as possible and followed by a rapid saline flush.**

### **Adult Patients**

The dose recommendation is based on clinical studies with peripheral venous bolus dosing. Central venous (CVP or other) administration of adenosine injection has not been systematically studied.

The recommended intravenous doses for adults are as follows:

**Initial dose:** 6 mg given as a rapid intravenous bolus (administered over a 1 to 2 second period).

**Repeat administration:** If the first dose does not result in elimination of the supraventricular tachycardia within 1 to 2 minutes, 12 mg should be given as a rapid intravenous bolus. This 12 mg dose may be repeated a second time if required.

### **Pediatric Patients**

The dosages used in neonates, infants, children and adolescents were equivalent to those administered to adults on a weight basis.

Pediatric Patients with a Body Weight <50 kg:

**Initial dose:** Give 0.05 to 0.1 mg/kg as a rapid IV bolus given either centrally or peripherally. A saline flush should follow.

**Repeat administration:** If conversion of PSVT does not occur within 1 to 2 minutes, additional bolus injections of adenosine can be administered at incrementally higher doses, increasing the amount given by 0.05 to 0.1 mg/kg. Follow each bolus with a saline flush. This process should continue until sinus rhythm is established or a maximum single dose of 0.3 mg/kg is used.

Pediatric Patients with a Body Weight  $\geq$ 50 kg: Administer the adult dose.

**Doses greater than 12 mg are not recommended for adult and pediatric patients.**

NOTE: Parenteral drug products should be inspected visually for particulate matter and discoloration prior to administration.

**CAUTION: Product-Connector Incompatibility Notice:**

Certain Needleless IV sets with Luer-Activated Devices (LADs) may be incompatible with Wockhardt's syringe. Some LADs that are incompatible with this syringe include the Clave<sup>®</sup> needle-free IV devices. While the Wockhardt's syringes may be connected to these LADs successfully, the physical incompatibility caused by the luer tip diameter significantly impairs or even prevents administration of the drug.

**BD Q-Syte<sup>™</sup> adaptor or other suitable adaptor are required for use with LADs such as CLAVE<sup>®</sup> systems.**

BD Q-SYTE<sup>™</sup> is a trademark of Becton, Dickinson and Company.

CLAVE<sup>®</sup> is a registered trademark of ICU Medical, Inc.

**HOW SUPPLIED**

Adenosine injection, USP is supplied as a sterile non-pyrogenic solution in normal saline in the following configurations:

NDC 64679-630-01

6 mg/2 mL (3 mg/mL) single dose pre-filled syringe of USP type 1 clear glass barrel with chlorobutyl plunger stopper and polypropylene plunger rod in a carton of 1

NDC 64679-630-07

6 mg/2 mL (3 mg/mL) single dose pre-filled syringe of USP type 1 clear glass barrel with chlorobutyl plunger stopper and polypropylene plunger rod in a carton of 10 x 2 mL Single dose Pre-filled Syringe.

NDC 64679-630-02

12 mg/4 mL (3 mg/mL) single dose pre-filled syringe of USP type 1 clear glass barrel with chlorobutyl plunger stopper and polypropylene plunger rod in a carton of 1

NDC 64679-630-08

12 mg/4 mL (3 mg/mL) single dose pre-filled syringe of USP type 1 clear glass barrel with chlorobutyl plunger stopper and polypropylene plunger rod in a carton of 10 x 4 mL Single dose Pre-filled Syringe.

Store at 20°-25°C (68°C to 77°F). [See USP Controlled Room Temperature]

**DO NOT REFRIGERATE** as crystallization may occur. If crystallization has occurred, dissolve crystals by warming to room temperature. The solution must be clear at the time of use.

Contains no preservatives. Discard unused portion.

May require needle or blunt. To prevent needle-stick injuries, needles should not be recapped, purposely bent or broken by hand.

**Rx Only**

**REFERENCE**

1. Paul T, Pfammatter. J-P. Adenosine: an effective and safe antiarrhythmic drug in pediatrics. *Pediatric Cardiology* 1997; 18:118-126.

**Manufactured by:**

Wockhardt Limited,  
Mumbai, India.

**Distributed by:**

Wockhardt USA LLC.  
20 Waterview Blvd.  
Parsippany, NJ 07054  
USA.

Rev.010311

NDC 64679-630-01

# Adenosine Injection, USP

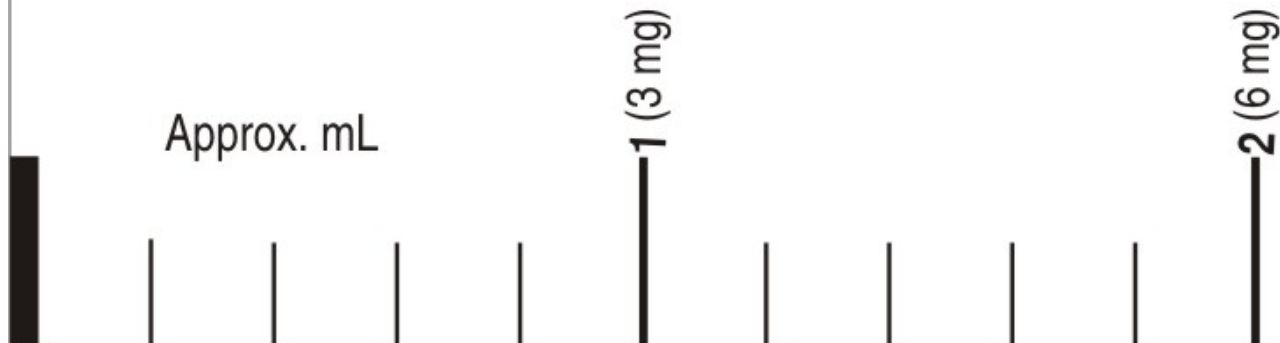
## 6 mg/2 mL (3 mg/mL)

**Rx only** For Rapid Bolus Intravenous Use  
2 mL Single dose Pre-filled Syringe

**Manufactured by :**  
Wockhardt Limited  
Mumbai, India.  
Iss.250809  
211093  
MH/DRUGS/AD/052



Lot: Exp.:



**CAUTION:**

BD Q-Syte™ adaptor or other suitable adaptor is required for use with CLAVE® systems.

DO NOT REFRIGERATE as crystallization may occur. If crystallization has occurred, dissolve crystals by warming to room temperature. The solution must be clear at the time of use. Contains no preservatives. Discard unused portion.

Sterile, Non pyrogenic. Each mL contains: Adenosine 3 mg and sodium chloride 9 mg in Water for Injection.  
Store at 20°-25°C (68°-77°F) [See USP Controlled Room Temperature].  
Medication and fluid path are sterile and non-pyrogenic if protective cover is undisturbed and package is intact.

NDC 64679-630-01

### Adenosine Injection, USP



#### 6 mg/2 mL

For Rapid Bolus Intravenous Use  
2 mL Single dose Pre-filled Syringe

Rx only



**Manufactured by:** Wockhardt Limited, Mumbai India.  
**Distributed by:** Wockhardt USA LLC, Parsippany, NJ 07054 USA.  
Rev.160911  
213629  
MH/DRUGS/AD/052





NDC 64679-630-01

# Adenosine Injection, USP

6 mg/2 mL (3 mg/mL)

For Rapid Bolus Intravenous Use

Rx only

2 mL Single dose Pre-filled Syringe



Adenosine Injection, USP

6 mg/2 mL (3 mg/mL)

Rx only For Rapid Bolus Intravenous Use

213446

**DO NOT REFRIGERATE** as crystallization may occur. If crystallization has occurred, dissolve crystals by warming to room temperature. The solution must be clear at the time of use. Contains no preservatives. Discard unused portion.



**NON VARNISH AREA**  
Apical size : 3.5 mm x 14-gauge

## Adenosine Injection, USP

6 mg/2 mL (3 mg/mL)

Rx only For Rapid Bolus Intravenous Use

2 mL Single dose Pre-filled Syringe



### USE ASEPTIC TECHNIQUE

1. Remove luer cover.



2. Hold plunger and push barrel forward to relieve any resistance that may be present.



3. Pull the barrel down until air is expelled from the syringe.



**Manufactured by:**  
Wockhardt Limited,  
Mumbai, INDIA.

**Distributed by:**  
Wockhardt USA LLC,  
20 Waterview Blvd.  
Parsippany, NJ 07054  
USA.

Rev. 210311 MH/DRUGS/AD/052





**CAUTION:** BD Q-Syte™ adaptor or other suitable adaptor is required for use with CLAVE® systems.



Syringes may require needle or blunt.

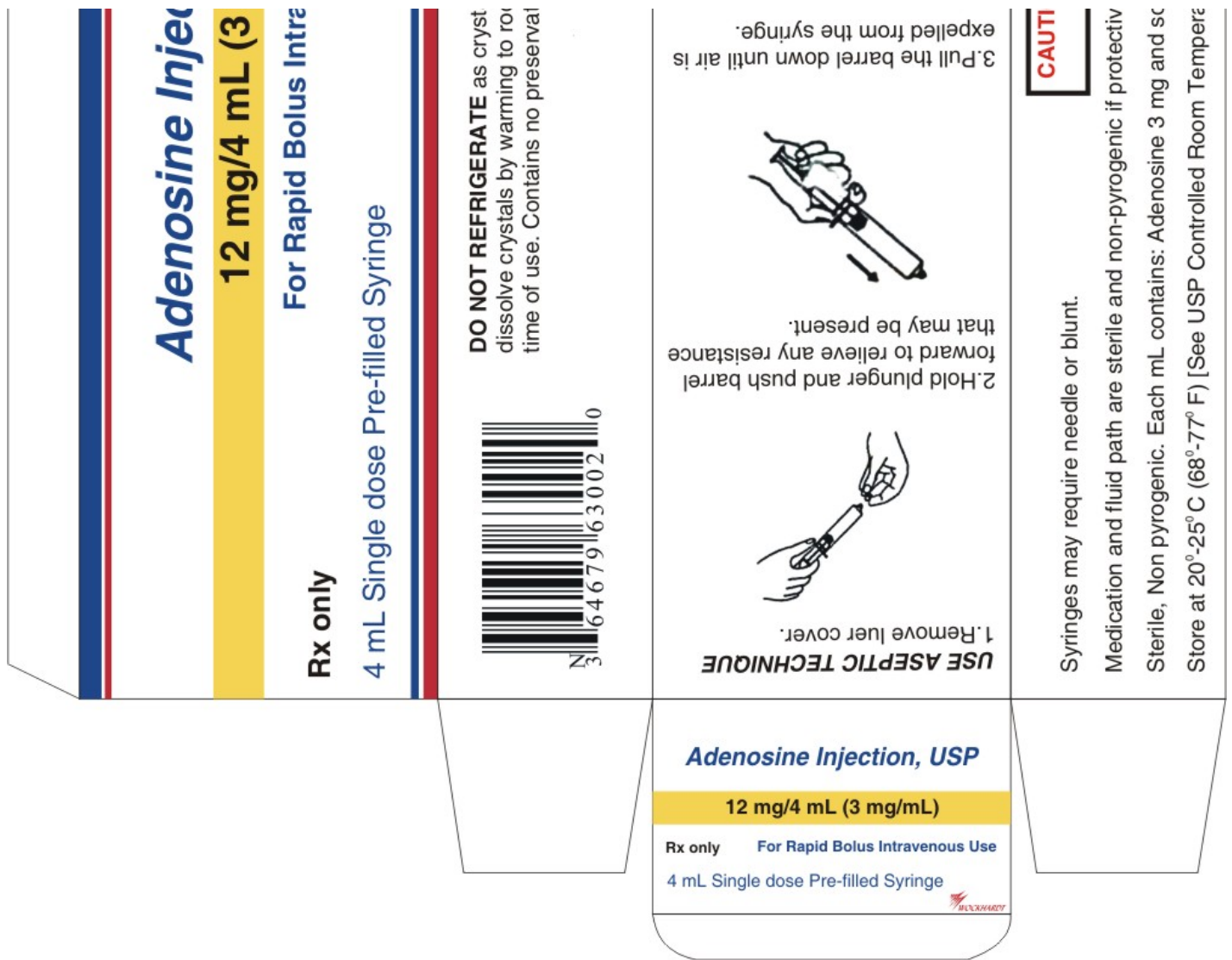
Medication and fluid path are sterile and non-pyrogenic if protective cover is undisturbed and package is intact.

Sterile, Non pyrogenic. Each mL contains: Adenosine 3 mg and sodium chloride 9 mg in Water for Injection.

Store at 20°-25° C (68°-77° F) [See USP Controlled Room Temperature].

<p style="text-align: right;"><b>WOCKHARDT</b></p> <p style="text-align: center;">10 x 2 mL Single dose Pre-filled Syringe</p> <p style="text-align: center;">Rx only</p> <p style="text-align: center;">For Rapid Bolus Intravenous Use</p> <p style="text-align: center;"><b>6 mg/2 mL (3 mg/mL)</b></p> <p style="text-align: center;"><b>Adenosine Injection, USP</b></p>	<p style="text-align: center;">213433</p>	<p style="text-align: right;">NDC 64679-630-07</p> <p style="text-align: center;"><b>Adenosine Injection, USP</b></p> <p style="text-align: center;"><b>6 mg/2 mL (3 mg/mL)</b></p> <p style="text-align: center;">For Rapid Bolus Intravenous Use</p> <p style="text-align: center;">Rx only</p> <p style="text-align: center;">10 x 2 mL Single dose Pre-filled Syringe</p> <p style="text-align: right;"><b>WOCKHARDT</b></p>	<p style="border: 1px solid black; padding: 2px;"><b>CAUTION:</b> BD Q-Syte™ adaptor or other suitable adaptor is required for use with CLAVE® systems.</p> <p><small>Manufactured by: Wockhardt Limited, Mumbai, INDIA.</small></p> <p><small>Distributed by: Wockhardt USA LLC, 20 Waterview Blvd. Parsippany, NJ 07054 USA.</small></p> <p><small>Rev.210311</small></p> <p style="text-align: center; border: 1px solid black; padding: 2px;"><del>NON VARNISH AREA</del> <small>Actual size : 103 mm x 34 mm</small></p> <p style="text-align: center;"> <small>3 64679 63007 5</small></p> <p style="text-align: right; font-size: 8px;">MH/DRUGS/AD/052</p>
<p><b>DO NOT REFRIGERATE</b> as crystallization may occur. If crystallization has occurred, dissolve crystals by warming to room temperature. The solution must be clear at the time of use. Contains no preservatives. Discard unused portion.</p> <p>Syringes may require needle or blunt.</p> <p>Medication and fluid path are sterile and non-pyrogenic if protective cover is undisturbed and package is intact.</p> <p>Sterile, Non pyrogenic. Each mL contains: Adenosine 3 mg and sodium chloride 9 mg in Water for Injection.</p> <p>Store at 20°-25° C (68°-77° F) [See USP Controlled Room Temperature].</p>	<p><b>USE ASEPTIC TECHNIQUE</b></p> <ol style="list-style-type: none"> <li>1. Remove luer cover.</li> </ol>  <ol style="list-style-type: none"> <li>2. Hold plunger and push barrel forward to relieve any resistance that may be present.</li> </ol>  <ol style="list-style-type: none"> <li>3. Pull the barrel down until air is expelled from the syringe.</li> </ol> 		

<p style="text-align: right;"><b>WOCKHARDT</b></p> <p style="text-align: center;">4 mL Single dose Pre-filled Syringe</p> <p style="text-align: center;">Rx only</p> <p style="text-align: center;">For Rapid Bolus Intravenous Use</p> <p style="text-align: center;"><b>12 mg/4 mL (3 mg/mL)</b></p> <p style="text-align: center;"><b>Adenosine Injection, USP</b></p>	<p style="text-align: center;">213447</p>	<p style="text-align: right;">Rev.210311</p> <p style="text-align: center;"><b>Adenosine Injection, USP</b></p> <p style="text-align: center;"><b>12 mg/4 mL (3 mg/mL)</b></p> <p style="text-align: center;">For Rapid Bolus Intravenous Use</p> <p style="text-align: center;">Rx only</p> <p style="text-align: center;">4 mL Single dose Pre-filled Syringe</p> <p style="text-align: right;"><b>WOCKHARDT</b></p>	<p style="border: 1px solid black; padding: 2px;"><b>CAUTION:</b> BD Q-Syte™ adaptor or other suitable adaptor is required for use with CLAVE® systems.</p> <p><small>Manufactured by: Wockhardt Limited, Mumbai, INDIA.</small></p> <p><small>Distributed by: Wockhardt USA LLC, 20 Waterview Blvd. Parsippany, NJ 07054 USA.</small></p> <p><small>Rev.210311</small></p> <p style="text-align: center; border: 1px solid black; padding: 2px;"><del>NON VARNISH AREA</del> <small>Actual size : 35 mm x 14 mm</small></p> <p style="text-align: center;"> <small>3 64679 63007 5</small></p> <p style="text-align: right; font-size: 8px;">MH/DRUGS/AD/052</p>
<p style="text-align: center;"><b>Adenosine Injection, USP</b></p> <p style="text-align: center;"><b>12 mg/4 mL (3 mg/mL)</b></p> <p style="text-align: center;">For Rapid Bolus Intravenous Use</p> <p style="text-align: center;">Rx only</p> <p style="text-align: center;">4 mL Single dose Pre-filled Syringe</p> <p style="text-align: right;"><b>WOCKHARDT</b></p> <p style="text-align: right;">NDC 64679-630-02</p>	<p>crystallization may occur. If crystallization has occurred, warm to room temperature. The solution must be clear at the time of use. Discard unused portion.</p>	<p><b>Manufactured by:</b> Wockhardt Limited, Mumbai, INDIA.</p> <p><b>Distributed by:</b> Wockhardt USA LLC, 20 Waterview Blvd. Parsippany, NJ 07054 USA.</p> 	<p><b>CAUTION:</b> BD Q-Syte™ adaptor or other suitable adaptor is required for use with CLAVE® systems.</p> <p>The protective cover is undisturbed and package is intact.</p> <p>Each mL contains: Adenosine 3 mg and sodium chloride 9 mg in Water for Injection.</p>



## ADENOSINE

adenosine injection

### Product Information

Product Type	HUMAN PRESCRIPTION DRUG	Item Code (Source)	NDC:64679-630
Route of Administration	INTRAVENOUS		

### Active Ingredient/Active Moiety

Ingredient Name	Basis of Strength	Strength
ADENOSINE (UNII: K72T3FS567) (ADENOSINE - UNII:K72T3FS567)	ADENOSINE	3 mg in 1 mL

### Inactive Ingredients

Ingredient Name	Strength
SODIUM CHLORIDE (UNII: 451W47IQ8X)	

**Packaging**

#	Item Code	Package Description	Marketing Start Date	Marketing End Date
1	NDC:64679-630-07	10 in 1 CARTON		
1	NDC:64679-630-01	2 mL in 1 SYRINGE, GLASS		
2	NDC:64679-630-08	10 in 1 CARTON		
2	NDC:64679-630-02	4 mL in 1 SYRINGE, GLASS		

**Marketing Information**

Marketing Category	Application Number or Monograph Citation	Marketing Start Date	Marketing End Date
ANDA	ANDA090220	07/20/2009	

**Labeler** - WOCKHARDT USA LLC. (170508365)

Revised: 10/2012

WOCKHARDT USA LLC.