

ZOLEDRONIC ACID - zoledronic acid injection

Gland Pharma Limited

HIGHLIGHTS OF PRESCRIBING INFORMATION

These highlights do not include all the information needed to use ZOLEDRONIC ACID INJECTION safely and effectively. See full prescribing information for ZOLEDRONIC ACID INJECTION.

ZOLEDRONIC ACID injection, for intravenous infusion

Initial U.S. Approval: 2001

INDICATIONS AND USAGE

Zoledronic acid injection is a bisphosphonate indicated for:

- Treatment and prevention of postmenopausal osteoporosis (1.1, 1.2)
- Treatment to increase bone mass in men with osteoporosis (1.3)
- Treatment and prevention of glucocorticoid-induced osteoporosis (1.4)
- Treatment of Paget's disease of bone in men and women (1.5)

Limitations of Use

Optimal duration of use has not been determined. For patients at low-risk for fracture, consider drug discontinuation after 3 to 5 years of use (1.6)

DOSAGE AND ADMINISTRATION

Infusion given intravenously over no less than 15 minutes:

- Treatment of postmenopausal osteoporosis (2.2); treatment to increase bone mass in men with osteoporosis (2.4); treatment and prevention of glucocorticoid-induced osteoporosis (2.5): 5 mg once a year
- Prevention of postmenopausal osteoporosis: 5 mg once every 2 years (2.3)
- Treatment of Paget's disease of bone: a single 5 mg infusion. Patients should receive 1500 mg elemental calcium and 800 international units vitamin D daily (2.6)

DOSAGE FORMS AND STRENGTHS

5 mg in a 100 mL ready-to-infuse solution (3)

CONTRAINDICATIONS

- Hypocalcemia (4)
- Patients with creatinine clearance less than 35 mL/min and in those with evidence of acute renal impairment (4, 5.3)
- Hypersensitivity to any component of zoledronic acid injection (4, 6.2)

WARNINGS AND PRECAUTIONS

- *Products Containing Same Active Ingredient:* Patients receiving Zometa should not receive zoledronic acid injection (5.1)
- *Hypocalcemia* may worsen during treatment. Patients must be adequately supplemented with calcium and vitamin D (5.2)
- *Renal Impairment:* A single dose should not exceed 5 mg and the duration of infusion should be no less than 15 minutes. Renal toxicity may be greater in patients with underlying renal impairment or with other risk factors, including advanced age or dehydration. Monitor creatinine clearance before each dose (2.7, 5.3)
- *Osteonecrosis of the Jaw (ONJ)* has been reported. All patients should have a routine oral exam by the prescriber prior to treatment (5.4)
- *Atypical Femur Fractures* have been reported. Patients with thigh or groin pain should be evaluated to rule out a femoral fracture (5.5)
- Severe Bone, Joint, and Muscle Pain may occur. Withhold future doses of zoledronic acid injection if severe symptoms occur (5.7)

ADVERSE REACTIONS

The most common adverse reactions (greater than 10%) were pyrexia, myalgia, headache, arthralgia, pain in extremity (6.1). Other important adverse reactions were flu-like illness, nausea, vomiting, diarrhea (6.2), and eye inflammation (6.1).

To report SUSPECTED ADVERSE REACTIONS, contact Gland Pharma at 864-879-9994 or FDA at 1-800-FDA-1088 or www.fda.gov/medwatch.

DRUG INTERACTIONS

- Aminoglycosides: May lower serum calcium for prolonged periods (7.1)
- Loop diuretics: May increase risk of hypocalcemia (7.2)
- Nephrotoxic drugs: Use with caution (7.3)

- Drugs primarily excreted by the kidney: Exposure may be increased with renal impairment. Monitor serum creatinine in patients at risk (7.4)

----- **USE IN SPECIFIC POPULATIONS** -----

- Pregnancy: Discontinue when pregnancy is recognized (8.1)
- Pediatric Use: Not indicated for use in pediatric patients (8.4)
- Geriatric Use: Special care to monitor renal function (8.5)

See 17 for PATIENT COUNSELING INFORMATION and Medication Guide.

Revised: 3/2023

FULL PRESCRIBING INFORMATION: CONTENTS*

1 INDICATIONS AND USAGE

- 1.1 Treatment of Osteoporosis in Postmenopausal Women
- 1.2 Prevention of Osteoporosis in Postmenopausal Women
- 1.3 Osteoporosis in Men
- 1.4 Glucocorticoid-Induced Osteoporosis
- 1.5 Paget's Disease of Bone
- 1.6 Important Limitations of Use

2 DOSAGE AND ADMINISTRATION

- 2.1 Important Administration Instructions
- 2.2 Treatment of Osteoporosis in Postmenopausal Women
- 2.3 Prevention of Osteoporosis in Postmenopausal Women
- 2.4 Osteoporosis in Men
- 2.5 Treatment and Prevention of Glucocorticoid-Induced Osteoporosis
- 2.6 Treatment of Paget's Disease of Bone
- 2.7 Laboratory Testing and Oral Examination Prior to Administration
- 2.8 Calcium and Vitamin D Supplementation
- 2.9 Method of Administration

3 DOSAGE FORMS AND STRENGTHS

4 CONTRAINDICATIONS

5 WARNINGS AND PRECAUTIONS

- 5.1 Drug Products with Same Active Ingredient
- 5.2 Hypocalcemia and Mineral Metabolism
- 5.3 Renal Impairment
- 5.4 Osteonecrosis of the Jaw
- 5.5 Atypical Subtrochanteric and Diaphyseal Femoral Fractures
- 5.6 Musculoskeletal Pain
- 5.7 Patients with Asthma

6 ADVERSE REACTIONS

- 6.1 Clinical Trials Experience
- 6.2 Post-Marketing Experience

7 DRUG INTERACTIONS

- 7.1 Aminoglycosides
- 7.2 Loop Diuretics
- 7.3 Nephrotoxic Drugs
- 7.4 Drugs Primarily Excreted by the Kidney

8 USE IN SPECIFIC POPULATIONS

- 8.1 Pregnancy

- 8.2 Lactation
- 8.3 Females and Males of Reproductive Potential
- 8.4 Pediatric Use
- 8.5 Geriatric Use
- 8.6 Renal Impairment
- 8.7 Hepatic Impairment

10 OVERDOSAGE

11 DESCRIPTION

12 CLINICAL PHARMACOLOGY

- 12.1 Mechanism of Action
- 12.2 Pharmacodynamics
- 12.3 Pharmacokinetics

13 NONCLINICAL TOXICOLOGY

- 13.1 Carcinogenesis, Mutagenesis, Impairment of Fertility
- 13.2 Animal Pharmacology

14 CLINICAL STUDIES

- 14.1 Treatment of Postmenopausal Osteoporosis
- 14.2 Prevention of Postmenopausal Osteoporosis
- 14.3 Osteoporosis in Men
- 14.4 Treatment and Prevention of Glucocorticoid-Induced Osteoporosis
- 14.5 Treatment of Paget's Disease of Bone

16 HOW SUPPLIED/STORAGE AND HANDLING

17 PATIENT COUNSELING INFORMATION

* Sections or subsections omitted from the full prescribing information are not listed.

FULL PRESCRIBING INFORMATION

1 INDICATIONS AND USAGE

1.1 Treatment of Osteoporosis in Postmenopausal Women

Zoledronic acid injection is indicated for treatment of osteoporosis in postmenopausal women. In postmenopausal women with osteoporosis, diagnosed by bone mineral density (BMD) or prevalent vertebral fracture, zoledronic acid injection reduces the incidence of fractures (hip, vertebral and non-vertebral osteoporosis-related fractures). In patients at high risk of fracture, defined as a recent low-trauma hip fracture, zoledronic acid injection reduces the incidence of new clinical fractures [see *Clinical Studies (14.1)*].

1.2 Prevention of Osteoporosis in Postmenopausal Women

Zoledronic acid injection is indicated for prevention of osteoporosis in postmenopausal women [see *Clinical Studies (14.2)*].

1.3 Osteoporosis in Men

Zoledronic acid injection is indicated for treatment to increase bone mass in men with

osteoporosis [see *Clinical Studies (14.3)*].

1.4 Glucocorticoid-Induced Osteoporosis

Zoledronic acid injection is indicated for the treatment and prevention of glucocorticoid-induced osteoporosis in men and women who are either initiating or continuing systemic glucocorticoids in a daily dosage equivalent to 7.5 mg or greater of prednisone and who are expected to remain on glucocorticoids for at least 12 months [see *Clinical Studies (14.4)*].

1.5 Paget's Disease of Bone

Zoledronic acid injection is indicated for treatment of Paget's disease of bone in men and women. Treatment is indicated in patients with Paget's disease of bone with elevations in serum alkaline phosphatase of two times or higher than the upper limit of the age-specific normal reference range, or those who are symptomatic, or those at risk for complications from their disease [see *Clinical Studies (14.5)*].

1.6 Important Limitations of Use

The safety and effectiveness of zoledronic acid injection for the treatment of osteoporosis is based on clinical data of three years duration. The optimal duration of use has not been determined. All patients on bisphosphonate therapy should have the need for continued therapy re-evaluated on a periodic basis. Patients at low-risk for fracture should be considered for drug discontinuation after 3 to 5 years of use. Patients who discontinue therapy should have their risk for fracture re-evaluated periodically.

2 DOSAGE AND ADMINISTRATION

2.1 Important Administration Instructions

Zoledronic acid injection must be administered as an intravenous infusion over no less than 15 minutes.

- Patients must be appropriately hydrated prior to administration of zoledronic acid injection [see *Warnings and Precautions (5.3)*].
- Parenteral drug products should be inspected visually for particulate matter and discoloration prior to administration, whenever solution and container permit.
- Intravenous infusion should be followed by a 10 mL normal saline flush of the intravenous line.
- Administration of acetaminophen following zoledronic acid injection administration may reduce the incidence of acute-phase reaction symptoms.

2.2 Treatment of Osteoporosis in Postmenopausal Women

The recommended regimen is a 5 mg infusion once a year given intravenously over no less than 15 minutes.

2.3 Prevention of Osteoporosis in Postmenopausal Women

The recommended regimen is a 5 mg infusion given once every 2 years intravenously over no less than 15 minutes.

2.4 Osteoporosis in Men

The recommended regimen is a 5 mg infusion once a year given intravenously over no less than 15 minutes.

2.5 Treatment and Prevention of Glucocorticoid-Induced Osteoporosis

The recommended regimen is a 5 mg infusion once a year given intravenously over no less than 15 minutes.

2.6 Treatment of Paget's Disease of Bone

The recommended dose is a 5 mg infusion. The infusion time must not be less than 15 minutes given over a constant infusion rate.

Re-treatment of Paget's Disease

After a single treatment with zoledronic acid injection in Paget's disease an extended remission period is observed. Specific re-treatment data are not available. However, re-treatment with zoledronic acid injection may be considered in patients who have relapsed, based on increases in serum alkaline phosphatase, or in those patients who failed to achieve normalization of their serum alkaline phosphatase, or in those patients with symptoms, as dictated by medical practice.

2.7 Laboratory Testing and Oral Examination Prior to Administration

- Prior to administration of each dose of zoledronic acid injection, obtain a serum creatinine and creatinine clearance should be calculated based on actual body weight using Cockcroft-Gault formula before each zoledronic acid injection dose. Zoledronic acid injection is contraindicated in patients with creatinine clearance less than 35 mL/min and in those with evidence of acute renal impairment. A 5 mg dose of zoledronic acid injection administered intravenously is recommended for patients with creatinine clearance greater than or equal to 35 mL/min. There are no safety or efficacy data to support the adjustment of the zoledronic acid injection dose based on baseline renal function. Therefore, no dose adjustment is required in patients with CrCl greater than or equal to 35 mL/min [see *Contraindications (4)*, *Warnings and Precautions (5.3)*].
- A routine oral examination should be performed by the prescriber prior to initiation of zoledronic acid injection treatment [see *Warnings and Precautions (5.4)*].

2.8 Calcium and Vitamin D Supplementation

- Instruct patients being treated for Paget's disease of bone on the importance of calcium and vitamin D supplementation in maintaining serum calcium levels, and on the symptoms of hypocalcemia. All patients should take 1500 mg elemental calcium daily in divided doses (750 mg two times a day, or 500 mg three times a day) and 800 international units vitamin D daily, particularly in the 2 weeks following zoledronic acid injection administration [see *Warnings and Precautions* (5.2)].
- Instruct patients being treated for osteoporosis to take supplemental calcium and vitamin D if their dietary intake is inadequate. An average of at least 1200 mg calcium and 800 to 1000 international units vitamin D daily is recommended.

2.9 Method of Administration

The zoledronic acid injection infusion time must not be less than 15 minutes given over a constant infusion rate.

The intravenous infusion should be followed by a 10 mL normal saline flush of the intravenous line.

Zoledronic acid injection solution for infusion must not be allowed to come in contact with any calcium or other divalent cation-containing solutions, and should be administered as a single intravenous solution through a separate infusion line.

If refrigerated, allow the refrigerated solution to reach room temperature before administration. After opening, the solution is stable for 24 hours at 2° to 8°C (36° to 46°F) [see *How Supplied/Storage and Handling* (16)].

3 DOSAGE FORMS AND STRENGTHS

5 mg in a 100 mL ready-to-infuse solution.

4 CONTRAINDICATIONS

Zoledronic acid injection is contraindicated in patients with the following conditions:

- Hypocalcemia [see *Warnings and Precautions* (5.2)]
- Creatinine clearance less than 35 mL/min and in those with evidence of acute renal impairment due to an increased risk of renal failure [see *Warnings and Precautions* (5.3)].
- Known hypersensitivity to zoledronic acid or any components of zoledronic acid injection. Hypersensitivity reactions including urticaria, angioedema, and anaphylactic reaction/shock have been reported [see *Adverse Reactions* (6.2)].

5 WARNINGS AND PRECAUTIONS

5.1 Drug Products with Same Active Ingredient

Zoledronic acid injection contains the same active ingredient found in Zometa, used for

oncology indications, and a patient being treated with Zometa should not be treated with zoledronic acid injection.

5.2 Hypocalcemia and Mineral Metabolism

Pre-existing hypocalcemia and disturbances of mineral metabolism (e.g., hypoparathyroidism, thyroid surgery, parathyroid surgery; malabsorption syndromes, excision of small intestine) must be effectively treated before initiating therapy with zoledronic acid injection. Clinical monitoring of calcium and mineral levels (phosphorus and magnesium) is highly recommended for these patients [see *Contraindications (4)*].

Hypocalcemia following zoledronic acid injection administration is a significant risk in Paget's disease. All patients should be instructed about the symptoms of hypocalcemia and the importance of calcium and vitamin D supplementation in maintaining serum calcium levels [see *Dosage and Administration (2.8)*, *Adverse Reactions (6.1)*, *Patient Counseling information (17)*].

All osteoporosis patients should be instructed on the importance of calcium and vitamin D supplementation in maintaining serum calcium levels [see *Dosage and Administration (2.8)*, *Adverse Reactions (6.1)*, *Patient Counseling Information (17)*].

5.3 Renal Impairment

A single dose of zoledronic acid injection should not exceed 5 mg and the duration of infusion should be no less than 15 minutes [see *Dosage and Administration (2)*].

Zoledronic acid injection is contraindicated in patients with creatinine clearance less than 35 mL/min and in those with evidence of acute renal impairment [see *Contraindications (4)*]. If history or physical signs suggest dehydration, zoledronic acid injection therapy should be withheld until normovolemic status has been achieved [see *Adverse Reactions (6.2)*].

Zoledronic acid injection should be used with caution in patients with chronic renal impairment. Acute renal impairment, including renal failure, has been observed following the administration of zoledronic acid, especially in patients with pre-existing renal compromise, advanced age, concomitant nephrotoxic medications, concomitant diuretic therapy, or severe dehydration occurring before or after zoledronic acid injection administration. Acute renal failure (ARF) has been observed in patients after a single administration. Rare reports of hospitalization and/or dialysis or fatal outcome occurred in patients with underlying moderate to severe renal impairment or with any of the risk factors described in this section [see *Adverse Reactions (6.2)*]. Renal impairment may lead to increased exposure of concomitant medications and/or their metabolites that are primarily renally excreted [see *Drug Interactions (7.4)*].

Creatinine clearance should be calculated based on actual body weight using Cockcroft-Gault formula before each zoledronic acid injection dose. Transient increase in serum creatinine may be greater in patients with impaired renal function; interim monitoring of creatinine clearance should be performed in at-risk patients. Elderly patients and those receiving diuretic therapy are at increased risk of acute renal failure. These patients should have their fluid status assessed and be appropriately hydrated prior to

administration of zoledronic acid injection. Zoledronic acid injection should be used with caution with other nephrotoxic drugs [see *Drug Interactions (7.3)*]. Consider monitoring creatinine clearance in patients at-risk for ARF who are taking concomitant medications that are primarily excreted by the kidney [see *Drug Interactions (7.4)*].

5.4 Osteonecrosis of the Jaw

Osteonecrosis of the jaw (ONJ) has been reported in patients treated with bisphosphonates, including zoledronic acid. Most cases have been in cancer patients treated with intravenous bisphosphonates undergoing dental procedures. Some cases have occurred in patients with postmenopausal osteoporosis treated with either oral or intravenous bisphosphonates. A routine oral examination should be performed by the prescriber prior to initiation of bisphosphonate treatment. A dental examination with appropriate preventive dentistry should be considered prior to treatment with bisphosphonates in patients with a history of concomitant risk factors (e.g., cancer, chemotherapy, angiogenesis inhibitors, radiotherapy, corticosteroids, poor oral hygiene, pre-existing dental disease or infection, anemia, coagulopathy). The risk of ONJ may increase with duration of exposure to bisphosphonates. Concomitant administration of drugs associated with ONJ may increase the risk of developing ONJ.

While on treatment, patients with concomitant risk factors should avoid invasive dental procedures if possible. For patients who develop ONJ while on bisphosphonate therapy, dental surgery may exacerbate the condition. For patients requiring dental procedures, there are no data available to suggest whether discontinuation of bisphosphonate treatment reduces the risk of ONJ. The clinical judgment of the treating physician should guide the management plan of each patient based on individual benefit/risk assessment [see *Adverse Reactions (6.1)*].

5.5 Atypical Subtrochanteric and Diaphyseal Femoral Fractures

Atypical, low-energy, or low trauma fractures of the femoral shaft have been reported in bisphosphonate-treated patients. These fractures can occur anywhere in the femoral shaft from just below the lesser trochanter to above the supracondylar flare and are transverse or short oblique in orientation without evidence of comminution. Causality has not been established as these fractures also occur in osteoporotic patients who have not been treated with bisphosphonates.

Atypical femur fractures most commonly occur with minimal or no trauma to the affected area. They may be bilateral and many patients report prodromal pain in the affected area, usually presenting as dull, aching thigh pain, weeks to months before a complete fracture occurs. A number of reports note that patients were also receiving treatment with glucocorticoids (e.g., prednisone) at the time of fracture.

Any patient with a history of bisphosphonate exposure who presents with thigh or groin pain should be suspected of having an atypical fracture and should be evaluated to rule out an incomplete femur fracture. Patients presenting with an atypical femur fracture should also be assessed for symptoms and signs of fracture in the contralateral limb. Interruption of bisphosphonate therapy should be considered, pending a risk/benefit

assessment, on an individual basis.

5.6 Musculoskeletal Pain

In post-marketing experience, severe and occasionally incapacitating bone, joint, and/or muscle pain have been infrequently reported in patients taking bisphosphonates, including zoledronic acid injection. The time to onset of symptoms varied from one day to several months after starting the drug. Consider withholding future zoledronic acid injection treatment if severe symptoms develop. Most patients had relief of symptoms after stopping. A subset had recurrence of symptoms when rechallenged with the same drug or another bisphosphonate [see *Adverse Reactions (6.2)*].

5.7 Patients with Asthma

While not observed in clinical trials with zoledronic acid injection, there have been reports of bronchoconstriction in aspirin-sensitive patients receiving bisphosphonates. Use zoledronic acid injection with caution in aspirin-sensitive patients.

6 ADVERSE REACTIONS

6.1 Clinical Trials Experience

Because clinical trials are conducted under widely varying conditions, adverse reaction rates observed in the clinical trials of a drug cannot be directly compared to rates in the clinical trials of another drug and may not reflect the rates observed in practice.

Treatment of Osteoporosis in Postmenopausal Women

The safety of zoledronic acid injection in the treatment of postmenopausal osteoporosis was assessed in Study 1, a large, randomized, double-blind, placebo-controlled, multinational study of 7736 postmenopausal women aged 65 to 89 years with osteoporosis, diagnosed by bone mineral density or the presence of a prevalent vertebral fracture. The duration of the trial was three years with 3862 patients exposed to zoledronic acid injection and 3852 patients exposed to placebo administered once annually as a single 5 mg dose in 100 mL solution infused over at least 15 minutes, for a total of three doses. All women received 1000 to 1500 mg of elemental calcium plus 400 to 1200 international units of vitamin D supplementation per day.

The incidence of all-cause mortality was similar between groups: 3.4% in the zoledronic acid injection group and 2.9% in the placebo group. The incidence of serious adverse events was 29.2% in the zoledronic acid injection group and 30.1% in the placebo group. The percentage of patients who withdrew from the study due to adverse events was 5.4% and 4.8% for the zoledronic acid injection and placebo groups, respectively.

The safety of zoledronic acid injection in the treatment of osteoporosis patients with a recent (within 90 days) low-trauma hip fracture was assessed in Study 2, a randomized, double-blind, placebo-controlled, multinational endpoint-driven study of 2127 men and

women aged 50 to 95 years; 1065 patients were randomized to zoledronic acid injection and 1062 patients were randomized to placebo. Zoledronic acid injection was administered once annually as a single 5 mg dose in 100 mL solution infused over at least 15 minutes. The study continued until at least 211 patients had a confirmed clinical fracture in the study population who were followed for an average of approximately 2 years on study drug. Vitamin D levels were not routinely measured but a loading dose of vitamin D (50,000 to 125,000 international units orally or IM) was given to patients and they were started on 1000 to 1500 mg of elemental calcium plus 800 to 1200 international units of vitamin D supplementation per day for at least 14 days prior to the study drug infusions.

The incidence of all-cause mortality was 9.6% in the zoledronic acid injection group and 13.3% in the placebo group. The incidence of serious adverse events was 38.3% in the zoledronic acid injection group and 41.3% in the placebo group. The percentage of patients who withdrew from the study due to adverse events was 5.3% and 4.7% for the zoledronic acid injection and placebo groups, respectively.

Adverse reactions reported in at least 2% of patients with osteoporosis and more frequently in the zoledronic acid injection-treated patients than placebo-treated patients in either osteoporosis trial are shown below in Table 1.

Table 1: Adverse Reactions Occurring in greater than or equal to 2.0% of Patients with Osteoporosis and More Frequently than in Placebo-Treated Patients

	Study 1		Study 2	
	5 mg IV zoledronic acid injection once per year % (N = 3862)	Placebo once per year % (N = 3852)	5 mg IV zoledronic acid injection once per year % (N = 1054)	Placebo once per year % (N = 1057)
System Organ Class				
Blood and the Lymphatic System Disorders				
Anemia	4.4	3.6	5.3	5.2
Metabolism and Nutrition Disorders				
Dehydration	0.6	0.6	2.5	2.3
Anorexia	2.0	1.1	1.0	1.0
Nervous System Disorders				
Headache	12.4	8.1	3.9	2.5
Dizziness	7.6	6.7	2.0	4.0
Ear and Labyrinth Disorders				
Vertigo	4.3	4.0	1.3	1.7
Cardiac Disorders				
Atrial Fibrillation	2.4	1.9	2.8	2.6
Vascular Disorders				
Hypertension	12.7	12.4	6.8	5.4
Gastrointestinal Disorders				

Nausea	8.5	5.2	4.5	4.5
Diarrhea	6.0	5.6	5.2	4.7
Vomiting	4.6	3.2	3.4	3.4
Abdominal Pain Upper	4.6	3.1	0.9	1.5
Dyspepsia	4.3	4.0	1.7	1.6
Musculoskeletal, Connective Tissue and Bone Disorders				
Arthralgia	23.8	20.4	17.9	18.3
Myalgia	11.7	3.7	4.9	2.7
Pain in Extremity	11.3	9.9	5.9	4.8
Shoulder Pain	6.9	5.6	0.0	0.0
Bone Pain	5.8	2.3	3.2	1.0
Neck Pain	4.4	3.8	1.4	1.1
Muscle Spasms	3.7	3.4	1.5	1.7
Osteoarthritis	9.1	9.7	5.7	4.5
Musculoskeletal Pain	0.4	0.3	3.1	1.2
General Disorders and Administrative Site Conditions				
Pyrexia	17.9	4.6	8.7	3.1
Influenza-like Illness	8.8	2.7	0.8	0.4
Fatigue	5.4	3.5	2.1	1.2
Chills	5.4	1.0	1.5	0.5
Asthenia	5.3	2.9	3.2	3.0
Peripheral Edema	4.6	4.2	5.5	5.3
Pain	3.3	1.3	1.5	0.5
Malaise	2.0	1.0	1.1	0.5
Hyperthermia	0.3	<0.1	2.3	0.3
Chest Pain	1.3	1.1	2.4	1.8
Investigations				
Creatinine Renal Clearance Decreased	2.0	2.4	2.1	1.7

Renal Impairment

Treatment with intravenous bisphosphonates, including zoledronic acid, has been associated with renal impairment manifested as deterioration in renal function (i.e., increased serum creatinine) and in rare cases, acute renal failure. In the clinical trial for postmenopausal osteoporosis, patients with baseline creatinine clearance less than 30 mL/min (based on actual body weight), urine dipstick greater than or equal to 2+ protein or increase in serum creatinine of greater than 0.5 mg/dL during the screening visits were excluded. The change in creatinine clearance (measured annually prior to dosing) and the incidence of renal failure and impairment was comparable for both the zoledronic acid injection and placebo treatment groups over 3 years, including patients with creatinine clearance between 30 to 60 mL/min at baseline. Overall, there was a transient increase in serum creatinine observed within 10 days of dosing in 1.8% of zoledronic acid injection-treated patients versus 0.8% of placebo-treated patients which resolved without specific therapy [see *Warnings and Precautions (5.3)*].

Acute Phase Reaction

The signs and symptoms of acute phase reaction occurred in Study 1 following zoledronic acid injection infusion including fever (18%), myalgia (9%), flu-like symptoms (8%), headache (7%), and arthralgia (7%). The majority of these symptoms occurred

within the first 3 days following the dose of zoledronic acid injection and usually resolved within 3 days of onset but resolution could take up to 7 to 14 days. In Study 2, patients without a contraindication to acetaminophen were provided with a standard oral dose at the time of the IV infusion and instructed to use additional acetaminophen at home for the next 72 hours as needed. Zoledronic acid injection was associated with fewer signs and symptoms of a transient acute phase reaction in this trial: fever (7%) and arthralgia (3%). The incidence of these symptoms decreased with subsequent doses of zoledronic acid injection.

Laboratory Findings

In Study 1, in women with postmenopausal osteoporosis, approximately 0.2% of patients had notable declines of serum calcium levels (less than 7.5 mg/dL) following zoledronic acid injection administration. No symptomatic cases of hypocalcemia were observed. In Study 2, following pre-treatment with vitamin D, no patients had treatment emergent serum calcium levels below 7.5 mg/dL.

Injection Site Reactions

In the osteoporosis trials, local reactions at the infusion site such as itching, redness and/or pain have been reported in 0% to 0.7% of patients following the administration of zoledronic acid injection and 0% to 0.5% of patients following administration of placebo.

Osteonecrosis of the Jaw

In the postmenopausal osteoporosis trial, Study 1, in 7736 patients, after initiation of therapy, symptoms consistent with ONJ occurred in one patient treated with placebo and one patient treated with zoledronic acid injection. Both cases resolved after appropriate treatment [see *Warnings and Precautions* (5.4)]. No reports of osteonecrosis of the jaw were reported in either treatment group in Study 2.

Atrial Fibrillation

In the postmenopausal osteoporosis trial, Study 1, adjudicated serious adverse events of atrial fibrillation in the zoledronic acid treatment group occurred in 1.3% of patients (50 out of 3862) compared to 0.4% (17 out of 3852) in the placebo group. The overall incidence of all atrial fibrillation adverse events in the zoledronic acid treatment group was reported in 2.5% of patients (96 out of 3862) in the zoledronic acid injection group vs. 1.9% of patients (75 out of 3852) in the placebo group. Over 90% of these events in both treatment groups occurred more than a month after the infusion. In an ECG sub-study, ECG measurements were performed on a subset of 559 patients before and 9 to 11 days after treatment. There was no difference in the incidence of atrial fibrillation between treatment groups suggesting these events were not related to the acute infusions. In Study 2, adjudicated serious adverse events of atrial fibrillation in the zoledronic acid treatment group occurred in 1.0% of patients (11 out of 1054) compared to 1.2% (13 out of 1057) in the placebo group demonstrating no difference between treatment groups.

Ocular Adverse Events

Cases of iritis/uveitis/episcleritis/conjunctivitis have been reported in patients treated with bisphosphonates, including zoledronic acid. In the osteoporosis trials, 1 (less than 0.1%) to 9 (0.2%) patients treated with zoledronic acid injection and 0 (0%) to 1 (less than 0.1%) patient treated with placebo developed iritis/uveitis/episcleritis.

Prevention of Osteoporosis in Postmenopausal Women

The safety of zoledronic acid injection in postmenopausal women with osteopenia (low bone mass) was assessed in a 2-year randomized, multi-center, double-blind, placebo-controlled study of 581 postmenopausal women aged greater than or equal to 45 years. Patients were randomized to one of three treatment groups: (1) zoledronic acid injection given at randomization and Month 12 (n = 198); (2) zoledronic acid injection given at randomization and placebo at Month 12 (n = 181); and (3) placebo given at randomization and Month 12 (n = 202). Zoledronic acid injection was administered as a single 5 mg dose in 100 mL solution infused over at least 15 minutes. All women received 500 to 1200 mg elemental calcium plus 400 to 800 international units vitamin D supplementation per day.

The incidence of serious adverse events was similar for subjects given (1) zoledronic acid injection at randomization and at Month 12 (10.6%), (2) zoledronic acid injection at randomization and placebo given at Month 12 (9.4%), and (3) placebo at randomization and at Month 12 (11.4%). The percentages of patients who withdrew from the study due to adverse events were 7.1%, 7.2%, and 3.0% in the two zoledronic acid injection groups and placebo group, respectively. Adverse reactions reported in at least 2% of patients with osteopenia and more frequently in the zoledronic acid injection-treated patients than placebo-treated patients are shown in Table 2.

Table 2: Adverse Reactions Occurring in greater than or equal to 2% of Patients with Osteopenia and More Frequently than in Placebo-Treated Patients

System Organ Class	5 mg IV zoledronic acid injection once per year % (n = 198)	5 mg IV zoledronic acid injection once % (n = 181)	Placebo once per year % (n = 202)
Metabolism and Nutrition Disorders			
Anorexia	2.0	0.6	0.0
Nervous System Disorders			
Headache	14.6	20.4	11.4
Dizziness	7.6	6.1	3.5
Hypoesthesia	5.6	2.2	2.0
Ear and Labyrinth Disorders			
Vertigo	2.0	1.7	1.0
Vascular Disorders			
Hypertension	5.1	8.3	6.9
Gastrointestinal Disorders			
Nausea	17.7	11.6	7.9
Diarrhea	8.1	6.6	7.9
Vomiting	7.6	5.0	4.5
Dyspepsia	7.1	6.6	5.0
Abdominal Pain*	8.6	6.6	7.9
Constipation	6.6	7.2	6.9

Abdominal Discomfort	2.0	1.1	0.5
Abdominal Distension	2.0	0.6	0.0
Skin and Subcutaneous Tissue Disorders			
Rash	3.0	2.2	2.5
Musculoskeletal and Connective Tissue Disorders			
Arthralgia	27.3	18.8	19.3
Myalgia	19.2	22.7	6.9
Back Pain	18.2	16.6	11.9
Pain in Extremity	11.1	16.0	9.9
Muscle Spasms	5.6	2.8	5.0
Musculoskeletal Pain**	8.1	7.2	7.9
Bone Pain	5.1	3.3	1.0
Neck Pain	5.1	6.6	5.0
Arthritis	4.0	2.2	1.5
Joint Stiffness	3.5	1.1	2.0
Joint Swelling	3.0	0.6	0.0
Flank Pain	2.0	0.6	0.0
Pain in Jaw	2.0	3.9	2.5
General Disorders and Administration Site Conditions			
Pain	24.2	14.9	3.5
Pyrexia	21.7	21.0	4.5
Chills	18.2	18.2	3.0
Fatigue	14.6	9.9	4.0
Asthenia	6.1	2.8	1.0
Peripheral Edema	5.6	3.9	3.5
Non-cardiac Chest Pain	3.5	7.7	3.0
Influenza-like Illness	1.5	3.3	2.0
Malaise	1.0	2.2	0.5

* Combined abdominal pain, abdominal pain upper, and abdominal pain lower as one ADR

** Combined musculoskeletal pain and musculoskeletal chest pain as one ADR

Ocular Adverse Events

Cases of iritis/uveitis/episcleritis/conjunctivitis have been reported in patients treated with bisphosphonates, including zoledronic acid. In the osteoporosis prevention trial, 4 (1.1%) patients treated with zoledronic acid injection and 0 (0%) patients treated with placebo developed iritis/uveitis.

Acute Phase Reaction

In patients given zoledronic acid injection at randomization and placebo at Month 12, zoledronic acid injection was associated with signs and symptoms of an acute phase reaction: myalgia (20.4%), fever (19.3%), chills (18.2%), pain (13.8%), headache (13.3%), fatigue (8.3%), arthralgia (6.1%), pain in extremity (3.9%), influenza-like illness (3.3%), and back pain (1.7%), which occurred within the first 3 days following the dose of zoledronic acid injection. The majority of these symptoms were mild to moderate and resolved within 3 days of the event onset but resolution could take up to 7 to 14 days.

Osteoporosis in Men

The safety of zoledronic acid injection in men with osteoporosis or osteoporosis secondary to hypogonadism was assessed in a two year randomized, multicenter, double-blind, active controlled group study of 302 men aged 25 to 86 years. One hundred fifty three (153) patients were exposed to zoledronic acid injection administered once annually with a 5 mg dose in 100 mL infused over 15 minutes for up to a total of two doses, and 148 patients were exposed to a commercially-available oral weekly bisphosphonate (active control) for up to two years. All participants received 1000 mg of elemental calcium plus 800 to 1000 international units of vitamin D supplementation per day.

The incidence of all-cause mortality (one in each group) and serious adverse events were similar between the zoledronic acid injection and active control treatment groups. The percentage of patients experiencing at least one adverse event was comparable between the zoledronic acid injection and active control groups, with the exception of a higher incidence of post-dose symptoms in the zoledronic acid injection group that occurred within 3 days after infusion. The overall safety and tolerability of zoledronic acid injection was similar to the active control.

Adverse reactions reported in at least 2% of men with osteoporosis and more frequently in the zoledronic acid injection-treated patients than the active control-treated patients and either (1) not reported in the postmenopausal osteoporosis treatment trial or (2) reported more frequently in the trial of osteoporosis in men are presented in Table 3. Therefore, Table 3 should be viewed in conjunction with Table 1.

Table 3: Adverse Reactions Occurring in greater than or equal to 2% of Men with Osteoporosis and More Frequently in the Zoledronic Acid Injection-Treated Patients than the Active Control-Treated Patients and either (1) Not Reported in the Postmenopausal Osteoporosis Treatment Trial or (2) Reported More Frequently in this Trial

System Organ Class	5 mg IV zoledronic acid injection once per year % (N = 153)	Active Control once weekly % (N = 148)
Nervous System Disorders		
Headache	15.0	6.1
Lethargy	3.3	1.4
Eye Disorders		
Eye Pain	2.0	0.0
Cardiac Disorders		
Atrial Fibrillation	3.3	2.0
Palpitations	2.6	0.0
Respiratory, Thoracic and Mediastinal Disorders		
Dyspnea	6.5	4.7
Abdominal Pain*	7.9	4.1
Skin and Subcutaneous Tissue Disorders		
Hyperhidrosis	2.6	2.0
Musculoskeletal, Connective Tissue and Bone Disorders		

Myalgia	19.6	6.8
Musculoskeletal Pain**	12.4	10.8
Musculoskeletal Stiffness	4.6	0.0
Renal and Urinary Disorders		
Blood Creatinine Increased	2.0	0.7
General Disorders and Administrative Site Conditions		
Fatigue	17.6	6.1
Pain	11.8	4.1
Chills	9.8	2.7
Influenza-like Illness	9.2	2.0
Malaise	7.2	0.7
Acute Phase Reaction	3.9	0.0
Investigations		
C-reactive Protein Increased	4.6	1.4

* Combined abdominal pain, abdominal pain upper, and abdominal pain lower as one ADR

** Combined musculoskeletal pain and musculoskeletal chest pain as one ADR

Renal Impairment

Creatinine clearance was measured annually prior to dosing and changes in long-term renal function over 24 months were comparable in the zoledronic acid injection and active control groups [see *Warnings and Precautions (5.3)*].

Acute Phase Reaction

Zoledronic acid injection was associated with signs and symptoms of an acute phase reaction: myalgia (17.1%), fever (15.7%), fatigue (12.4%), arthralgia (11.1%), pain (10.5%), chills (9.8%), headache (9.8%), influenza-like illness (8.5%), malaise (5.2%), and back pain (3.3%), which occurred within the first 3 days following the dose of zoledronic acid injection. The majority of these symptoms were mild to moderate and resolved within 3 days of the event onset but resolution could take up to 7 to 14 days. The incidence of these symptoms decreased with subsequent doses of zoledronic acid injection.

Atrial Fibrillation

The incidence of all atrial fibrillation adverse events in the zoledronic acid injection treatment group was 3.3% (5 out of 153) compared to 2.0% (3 out of 148) in the active control group. However, there were no patients with adjudicated serious adverse events of atrial fibrillation in the zoledronic acid injection treatment group.

Laboratory Findings

There were no patients who had treatment emergent serum calcium levels below 7.5 mg/dL.

Injection Site Reactions

There were 4 patients (2.6%) on zoledronic acid injection vs. 2 patients (1.4%) on active control with local site reactions.

Osteonecrosis of the Jaw

In this trial there were no cases of osteonecrosis of the jaw [see *Warnings and Precautions (5.4)*].

Glucocorticoid-Induced Osteoporosis

The safety of zoledronic acid injection in men and women in the treatment and prevention of glucocorticoid-induced osteoporosis was assessed in a randomized, multicenter, double-blind, active controlled, stratified study of 833 men and women aged 18 to 85 years treated with greater than or equal to 7.5 mg/day oral prednisone (or equivalent). Patients were stratified according to the duration of their pre-study corticosteroid therapy: less than or equal to 3 months prior to randomization (prevention subpopulation), and greater than 3 months prior to randomization (treatment subpopulation).

The duration of the trial was one year with 416 patients exposed to zoledronic acid injection administered once as a single 5 mg dose in 100 mL infused over 15 minutes, and 417 patients exposed to a commercially-available oral daily bisphosphonate (active control) for one year. All participants received 1000 mg of elemental calcium plus 400 to 1000 international units of vitamin D supplementation per day.

The incidence of all-cause mortality was similar between treatment groups: 0.9% in the zoledronic acid injection group and 0.7% in the active control group. The incidence of serious adverse events was similar between the zoledronic acid injection treatment and prevention groups, 18.4% and 18.1%, respectively, and the active control treatment and prevention groups, 19.8% and 16.0%, respectively. The percentage of subjects who withdrew from the study due to adverse events was 2.2% in the zoledronic acid injection group vs. 1.4% in the active control group. The overall safety and tolerability were similar between zoledronic acid injection and active control groups with the exception of a higher incidence of post-dose symptoms in the zoledronic acid injection group that occurred within 3 days after infusion. The overall safety and tolerability profile of zoledronic acid injection in glucocorticoid-induced osteoporosis was similar to the adverse events reported in the zoledronic acid injection postmenopausal osteoporosis clinical trial.

Adverse reactions reported in at least 2% of patients that were either not reported in the postmenopausal osteoporosis treatment trial or reported more frequently in the treatment and prevention of glucocorticoid-induced osteoporosis trial included the following: abdominal pain (zoledronic acid injection 7.5%; active control 5.0%), and musculoskeletal pain (zoledronic acid injection 3.1%; active control 1.7%). Other musculoskeletal events included back pain (zoledronic acid injection 4.3%, active control 6.2%), bone pain (zoledronic acid injection 3.1%, active control 2.2%), and pain in the extremity (zoledronic acid injection 3.1%, active control 1.2%). In addition, the following adverse events occurred more frequently than in the postmenopausal osteoporosis trial: nausea (zoledronic acid injection 9.6%; active control 8.4%), and dyspepsia (zoledronic acid injection 5.5%; active control 4.3%).

Renal Impairment

Renal function measured prior to dosing and at the end of the 12 month study was comparable in the zoledronic acid injection and active control groups [see *Warnings and Precautions (5.3)*].

Acute Phase Reaction

Zoledronic acid injection was associated with signs and symptoms of a transient acute phase reaction that was similar to that seen in the zoledronic acid injection postmenopausal osteoporosis clinical trial.

Atrial Fibrillation

The incidence of atrial fibrillation adverse events was 0.7% (3 of 416) in the zoledronic acid injection group compared to no adverse events in the active control group. All subjects had a prior history of atrial fibrillation and no cases were adjudicated as serious adverse events. One patient had atrial flutter in the active control group.

Laboratory Findings

There were no patients who had treatment emergent serum calcium levels below 7.5 mg/dL.

Injection Site Reactions

There were no local reactions at the infusion site.

Osteonecrosis of the Jaw

In this trial there were no cases of osteonecrosis of the jaw [see *Warnings and Precautions (5.4)*].

Paget's Disease of Bone

In the Paget's disease trials, two 6-month, double-blind, comparative, multinational studies of 349 men and women aged greater than 30 years with moderate to severe disease and with confirmed Paget's disease of bone, 177 patients were exposed to zoledronic acid injection and 172 patients exposed to risedronate. Zoledronic acid injection was administered once as a single 5 mg dose in 100 mL solution infused over at least 15 minutes. Risedronate was given as an oral daily dose of 30 mg for 2 months.

The incidence of serious adverse events was 5.1% in the zoledronic acid injection group and 6.4% in the risedronate group. The percentage of patients who withdrew from the study due to adverse events was 1.7% and 1.2% for the zoledronic acid injection and risedronate groups, respectively.

Adverse reactions occurring in at least 2% of the Paget's patients receiving zoledronic acid injection (single 5 mg intravenous infusion) or risedronate (30 mg oral daily dose for 2 months) over a 6-month study period are listed by system organ class in Table 4.

Table 4: Adverse Reactions Reported in at Least 2% of Paget's Patients Receiving Zoledronic Acid Injection (Single 5 mg intravenous Infusion) or Risedronate (Oral 30 mg Daily for 2 Months) Over a 6-Month Follow-Up Period

	5 mg IV zoledronic acid injection %	30 mg/day × 2 Months risedronate %
--	---	--

System Organ Class	(N = 177)	(N = 172)
Infections and Infestations		
Influenza	7	5
Metabolism and Nutrition Disorders		
Hypocalcemia	3	1
Anorexia	2	2
Nervous System Disorders		
Headache	11	10
Dizziness	9	4
Lethargy	5	1
Paresthesia	2	0
Respiratory, Thoracic and Mediastinal Disorders		
Dyspnea	5	1
Gastrointestinal Disorders		
Nausea	9	6
Diarrhea	6	6
Constipation	6	5
Dyspepsia	5	4
Abdominal Distension	2	1
Abdominal Pain	2	2
Vomiting	2	2
Abdominal Pain Upper	1	2
Skin and Subcutaneous Tissue Disorders		
Rash	3	2
Musculoskeletal, Connective Tissue and Bone Disorders		
Arthralgia	9	11
Bone Pain	9	5
Myalgia	7	4
Back Pain	4	7
Musculoskeletal Stiffness	2	1
General Disorders and Administrative Site Conditions		
Influenza-like Illness	11	6
Pyrexia	9	2
Fatigue	8	4
Rigors	8	1
Pain	5	4
Peripheral Edema	3	1
Asthenia	2	1

Laboratory Findings

In the Paget's disease trials, early, transient decreases in serum calcium and phosphate levels were observed. Approximately 21% of patients had serum calcium levels less than 8.4 mg/dL 9 to 11 days following zoledronic acid injection administration.

Renal Impairment

In clinical trials in Paget's disease there were no cases of renal deterioration following a single 5 mg 15-minute infusion [see *Warnings and Precautions* (5.3)].

Acute Phase Reaction

The signs and symptoms of acute phase reaction (influenza-like illness, pyrexia, myalgia, arthralgia, and bone pain) were reported in 25% of patients in the zoledronic acid injection-treated group compared to 8% in the risedronate-treated group. Symptoms usually occur within the first 3 days following zoledronic acid injection administration. The majority of these symptoms resolved within 4 days of onset.

Osteonecrosis of the Jaw

Osteonecrosis of the jaw has been reported with zoledronic acid [see *Warnings and Precautions (5.4)*].

6.2 Post-Marketing Experience

Because these reactions are reported voluntarily from a population of uncertain size, it is not always possible to reliably estimate their frequency or establish a causal relationship to drug exposure.

The following adverse reactions have been identified during post approval use of zoledronic acid injection:

Acute Phase Reactions

Fever, headache, flu-like symptoms, nausea, vomiting, diarrhea, arthralgia, and myalgia. Symptoms may be significant and lead to dehydration.

Acute Renal Failure

Acute renal failure requiring hospitalization and/or dialysis or with a fatal outcome have been rarely reported. Increased serum creatinine was reported in patients with 1) underlying renal disease, 2) dehydration secondary to fever, sepsis, gastrointestinal losses, or diuretic therapy, or 3) other risk factors such as advanced age, or concomitant nephrotoxic drugs in the post-infusion period. Transient rise in serum creatinine can be correctable with intravenous fluids.

Allergic Reactions

Allergic reactions with intravenous zoledronic acid including anaphylactic reaction/shock, urticaria, angioedema, Stevens-Johnson syndrome, toxic epidermal necrolysis, and bronchoconstriction have been reported.

Asthma Exacerbations

Asthma exacerbations have been reported.

Hypocalcemia

Hypocalcemia has been reported.

Hypophosphatemia

Hypophosphatemia has been reported.

Osteonecrosis of the Jaw

Osteonecrosis of the jaw has been reported.

Osteonecrosis of other bones

Cases of osteonecrosis of other bones (including femur, hip, knee, ankle, wrist and

humerus) have been reported; causality has not been determined in the population treated with zoledronic acid injection.

Ocular Adverse Events

Cases of the following events have been reported: conjunctivitis, iritis, iridocyclitis, uveitis, episcleritis, scleritis and orbital inflammation/edema.

Other

Hypotension in patients with underlying risk factors has been reported.

7 DRUG INTERACTIONS

No *in vivo* drug interaction studies have been performed for zoledronic acid injection. *In vitro* and *ex vivo* studies showed low affinity of zoledronic acid for the cellular components of human blood. *In vitro* mean zoledronic acid protein binding in human plasma ranged from 28% at 200 ng/mL to 53% at 50 ng/mL. *In vivo* studies showed that zoledronic acid is not metabolized, and is excreted into the urine as the intact drug.

7.1 Aminoglycosides

Caution is advised when bisphosphonates, including zoledronic acid, are administered with aminoglycosides, since these agents may have an additive effect to lower serum calcium level for prolonged periods. This effect has not been reported in zoledronic acid clinical trials.

7.2 Loop Diuretics

Caution should also be exercised when zoledronic acid injection is used in combination with loop diuretics due to an increased risk of hypocalcemia.

7.3 Nephrotoxic Drugs

Caution is indicated when zoledronic acid injection is used with other potentially nephrotoxic drugs such as nonsteroidal anti-inflammatory drugs.

7.4 Drugs Primarily Excreted by the Kidney

Renal impairment has been observed following the administration of zoledronic acid in patients with pre-existing renal compromise or other risk factors [see *Warnings and Precautions (5.3)*]. In patients with renal impairment, the exposure to concomitant medications that are primarily renally excreted (e.g., digoxin) may increase. Consider monitoring serum creatinine in patients at risk for renal impairment who are taking concomitant medications that are primarily excreted by the kidney.

8 USE IN SPECIFIC POPULATIONS

8.1 Pregnancy

Risk Summary

Available data on the use of zoledronic acid injection in pregnant women are insufficient to inform a drug-associated risk of adverse maternal or fetal outcomes. Discontinue zoledronic acid injection when pregnancy is recognized.

In animal reproduction studies, daily subcutaneous administration of zoledronic acid to pregnant rats during organogenesis resulted in increases in fetal skeletal, visceral, and external malformations, decreases in postimplantation survival, and decreases in viable fetuses and fetal weight starting at doses equivalent to 2 times the recommended human 5 mg intravenous dose (based on AUC). Subcutaneous administration of zoledronic acid to rabbits during organogenesis did not cause adverse fetal effects at up to 0.4 times the human 5 mg intravenous dose (based on body surface area, mg/m²), but resulted in maternal mortality and abortion associated with hypocalcemia starting at doses equivalent to 0.04 times the human 5 mg intravenous dose. Subcutaneous dosing of female rats from before mating through gestation and lactation and allowed to deliver caused maternal dystocia and periparturient mortality, increases in stillbirths and neonatal deaths, and reduced pup body weight starting at doses equivalent to 0.1 times the human 5 mg intravenous dose (based on AUC). (see *Data*).

Bisphosphonates are incorporated into the bone matrix, from which they are gradually released over a period of years. The amount of bisphosphonate incorporated into adult bone, and available for release into the systemic circulation is directly related to the dose and duration of bisphosphonate use. Consequently, based on the mechanism of action of bisphosphonates, there is a potential risk of fetal harm, predominantly skeletal, if a woman becomes pregnant after completing a course of bisphosphonate therapy. The impact of variables such as time between cessation of bisphosphonate therapy to conception, the particular bisphosphonate used, and the route of administration (intravenous versus oral) on the risk has not been studied.

The estimated background risk of major birth defects and miscarriage for the indicated populations is unknown. All pregnancies have a background risk of birth defects, loss, or other adverse outcomes. In the U.S. general population, the estimated background risks of major birth defects and miscarriage in clinically recognized pregnancies is 2 to 4% and 15 to 20%, respectively.

Data

Animal Data

In pregnant rats given daily subcutaneous doses of zoledronic acid of 0.1, 0.2, or 0.4 mg/kg during organogenesis, fetal skeletal, visceral, and external malformations, increases in pre- and post-implantation loss, and decreases in viable fetuses and fetal weight were observed at 0.2 and 0.4 mg/kg/day (equivalent to 2 and 4 times the human 5 mg intravenous dose, based on AUC). Adverse fetal skeletal effects at 0.4 mg/kg/day (4 times the human 5 mg dose) included unossified or incompletely ossified bones, thickened, curved or shortened bones, wavy ribs, and shortened jaw. Other adverse fetal effects at this dose included reduced lens, rudimentary cerebellum, reduction or absence of liver lobes, reduction of lung lobes, vessel dilation, cleft palate, and edema.

Skeletal variations were observed in all groups starting at 0.1 mg/kg/day (1.2 times the human 5 mg dose). Signs of maternal toxicity including reduced body weight and food consumption were observed at 0.4 mg/kg/day (4 times the human 5 mg dose).

In pregnant rabbits given daily subcutaneous doses of zoledronic acid of 0.01, 0.03, or 0.1 mg/kg during gestation no adverse fetal effects were observed up to 0.1 mg/kg/day (0.4 times the human 5 mg intravenous dose, based on body surface area, mg/m²). Maternal mortality and abortion were observed in all dose groups (starting at 0.04 times the human 5 mg dose). Adverse maternal effects were associated with drug-induced hypocalcemia.

In female rats given daily subcutaneous doses of 0.01, 0.03, or 0.1 mg/kg, beginning 15 days before mating and continuing through gestation, parturition and lactation, dystocia and periparturient mortality were observed in pregnant rats allowed to deliver starting at 0.01 mg/kg/day (0.1 times the human 5 mg intravenous dose, based on AUC). Also, there was an increase in stillbirths and a decrease in neonate survival starting at 0.03 mg/kg/day (0.3 times the human 5 mg dose), while the number of viable newborns and pup body weight on postnatal Day 7 were decreased at 0.1 mg/kg/day (equivalent to the human 5 mg dose). Maternal and neonatal deaths were considered related to drug-induced periparturient hypocalcemia.

8.2 Lactation

Risk Summary

There are no data on the presence of zoledronic acid in human milk, the effects on the breastfed infant, or the effects on milk production. The developmental and health benefits of breast-feeding should be considered along with the mother's clinical need for zoledronic acid injection and any potential adverse effects on the breast-fed child from zoledronic acid injection or from the underlying maternal condition.

8.3 Females and Males of Reproductive Potential

Infertility

There are no data available in humans. Female fertility may be impaired based on animal studies demonstrating adverse effects of zoledronic acid injection on fertility parameters [see *Nonclinical Toxicology (13.1)*].

8.4 Pediatric Use

Zoledronic acid injection is not indicated for use in children.

The safety and effectiveness of zoledronic acid was studied in a one-year active controlled trial of 152 pediatric subjects (74 receiving zoledronic acid). The enrolled population was subjects with severe osteogenesis imperfecta, aged 1 to 17 years, 55% male, 84% Caucasian, with a mean lumbar spine BMD of 0.431 gm/cm², which is 2.7 standard deviations below the mean for age-matched controls (BMD Z-score of -2.7). At one year, increases in BMD were observed in the zoledronic acid treatment group. However, changes in BMD in individual patients with severe osteogenesis imperfecta did not necessarily correlate with the risk for fracture or the incidence or severity of chronic

bone pain. The adverse events observed with zoledronic acid use in children did not raise any new safety findings beyond those previously seen in adults treated for Paget's disease of bone and treatment of osteoporosis including osteonecrosis of the jaw (ONJ) and renal impairment. However, adverse reactions seen more commonly in pediatric patients included pyrexia (61%), arthralgia (26%), hypocalcemia (22%) and headache (22%). These reactions, excluding arthralgia, occurred most frequently within three days after the first infusion and became less common with repeat dosing. No cases of ONJ or renal impairment were observed in this study. Because of long-term retention in bone, zoledronic acid injection should only be used in children if the potential benefit outweighs the potential risk.

Plasma zoledronic acid concentration data was obtained from 10 patients with severe osteogenesis imperfecta (4 in the age group of 3 to 8 years and 6 in the age group of 9 to 17 years) infused with 0.05 mg/kg dose over 30 minutes. Mean C_{max} and AUC(0-last) was 167 ng/mL and 220 ng.h/mL respectively. The plasma concentration time profile of zoledronic acid in pediatric patients represent a multi-exponential decline, as observed in adult cancer patients at an approximately equivalent mg/kg dose.

8.5 Geriatric Use

The combined osteoporosis trials included 4863 zoledronic acid injection-treated patients who were at least 65 years of age, while 2101 patients were at least 75 years old. No overall differences in efficacy or safety were observed between patients under 75 years of age with those at least 75 years of age, except that the acute phase reactions occurred less frequently in the older patients.

Of the patients receiving zoledronic acid injection in the osteoporosis study in men, glucocorticoid-induced osteoporosis, and Paget's disease studies, 83, 116, and 132 patients, respectively were 65 years of age or over, while 24, 29, and 68 patients, respectively were at least 75 years of age.

However, because decreased renal function occurs more commonly in the elderly, special care should be taken to monitor renal function.

8.6 Renal Impairment

Zoledronic acid injection is contraindicated in patients with creatinine clearance less than 35 mL/min and in those with evidence of acute renal impairment. There are no safety or efficacy data to support the adjustment of the zoledronic acid injection dose based on baseline renal function. Therefore, no dosage adjustment is required in patients with a creatinine clearance of greater than or equal to 35 mL/min [see *Warnings and Precautions (5.3)*, *Clinical Pharmacology (12.3)*]. Risk of acute renal failure may increase with underlying renal disease and dehydration secondary to fever, sepsis, gastrointestinal losses, diuretic therapy, advanced age, etc. [see *Adverse Reactions (6.2)*].

8.7 Hepatic Impairment

Zoledronic acid injection is not metabolized in the liver. No clinical data are available for use of zoledronic acid injection in patients with hepatic impairment.

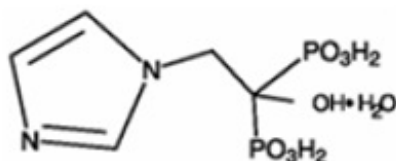
10 OVERDOSAGE

Clinical experience with acute overdosage of zoledronic acid injection solution for intravenous infusion is limited. Patients who have received doses higher than those recommended should be carefully monitored. Overdosage may cause clinically significant renal impairment, hypocalcemia, hypophosphatemia, and hypomagnesemia. Clinically relevant reductions in serum levels of calcium, phosphorus, and magnesium should be corrected by intravenous administration of calcium gluconate, potassium or sodium phosphate, and magnesium sulfate, respectively.

Single doses of zoledronic acid injection should not exceed 5 mg and the duration of the intravenous infusion should be no less than 15 minutes [see *Dosage and Administration* (2)].

11 DESCRIPTION

Zoledronic acid injection contains zoledronic acid, a bisphosphonic acid which is an inhibitor of osteoclastic bone resorption. Zoledronic acid is designated chemically as (1-Hydroxy-2-imidazol-1-yl-phosphonoethyl) phosphonic acid monohydrate and its structural formula is:



Zoledronic acid monohydrate is a white crystalline powder. Its molecular formula is C₅H₁₀N₂O₇P₂• H₂O and a molar mass of 290.1 g/Mol. Zoledronic acid is sparingly soluble in 0.1N sodium hydroxide solution and slightly soluble in water. The pH of the zoledronic acid injection solution for infusion is approximately 6.0 to 7.0.

Zoledronic acid injection is available as a sterile solution in a ready-to-infuse bag for intravenous infusion. One ready-to-infuse bag with 100 mL solution contains 5.330 mg of zoledronic acid monohydrate, equivalent to 5 mg zoledronic acid on an anhydrous basis.

Inactive Ingredients: 4950 mg of mannitol, USP; and 30 mg of sodium citrate, USP.

12 CLINICAL PHARMACOLOGY

12.1 Mechanism of Action

Zoledronic acid injection is a bisphosphonate and acts primarily on bone. It is an inhibitor of osteoclast-mediated bone resorption.

The selective action of bisphosphonates on bone is based on their high affinity for mineralized bone. Intravenously administered zoledronic acid rapidly partitions to bone and localizes preferentially at sites of high bone turnover. The main molecular target of zoledronic acid in the osteoclast is the enzyme farnesyl pyrophosphate synthase. The relatively long duration of action of zoledronic acid is attributable to its high binding

affinity to bone mineral.

12.2 Pharmacodynamics

In the osteoporosis treatment trial, the effect of zoledronic acid injection treatment on markers of bone resorption (serum beta-C-telopeptides [b-CTx]) and bone formation (bone specific alkaline phosphatase [BSAP], serum N-terminal propeptide of type I collagen [P1NP]) was evaluated in patients (subsets ranging from 517 to 1246 patients) at periodic intervals. Treatment with a 5 mg annual dose of zoledronic acid injection reduces bone turnover markers to the pre-menopausal range with an approximate 55% reduction in b-CTx, a 29% reduction in BSAP and a 52% reduction in P1NP over 36 months. There was no progressive reduction of bone turnover markers with repeated annual dosing.

12.3 Pharmacokinetics

Pharmacokinetic data in patients with osteoporosis and Paget's disease of bone are not available.

Distribution

Single or multiple (every 28 days) 5-minute or 15-minute infusions of 2, 4, 8 or 16 mg zoledronic acid were given to 64 patients with cancer and bone metastases. The post-infusion decline of zoledronic acid concentrations in plasma was consistent with a triphasic process showing a rapid decrease from peak concentrations at end-of-infusion to less than 1% of C_{max} 24 hours post infusion with population half-lives of $t_{1/2\alpha}$ 0.24 hour and $t_{1/2\beta}$ 1.87 hours for the early disposition phases of the drug. The terminal elimination phase of zoledronic acid was prolonged, with very low concentrations in plasma between Days 2 and 28 post infusion, and a terminal elimination half-life $t_{1/2\gamma}$ of 146 hours. The area under the plasma concentration versus time curve (AUC_{0-24h}) of zoledronic acid was dose proportional from 2 to 16 mg. The accumulation of zoledronic acid measured over three cycles was low, with mean AUC_{0-24h} ratios for cycles 2 and 3 versus 1 of 1.13 ± 0.30 and 1.16 ± 0.36 , respectively.

In vitro and *ex vivo* studies showed low affinity of zoledronic acid for the cellular components of human blood. *In vitro* mean zoledronic acid protein binding in human plasma ranged from 28% at 200 ng/mL to 53% at 50 ng/mL.

Metabolism

Zoledronic acid does not inhibit human P450 enzymes *in vitro*. Zoledronic acid does not undergo biotransformation *in vivo*. In animal studies, less than 3% of the administered intravenous dose was found in the feces, with the balance either recovered in the urine or taken up by bone, indicating that the drug is eliminated intact via the kidney. Following an intravenous dose of 20 nCi ^{14}C -zoledronic acid in a patient with cancer and bone metastases, only a single radioactive species with chromatographic properties identical to those of parent drug was recovered in urine, which suggests that zoledronic acid is not metabolized.

Excretion

In 64 patients with cancer and bone metastases on average (\pm SD) $39 \pm 16\%$ of the administered zoledronic acid dose was recovered in the urine within 24 hours, with only trace amounts of drug found in urine post Day 2. The cumulative percent of drug

excreted in the urine over 0 to 24 hours was independent of dose. The balance of drug not recovered in urine over 0 to 24 hours, representing drug presumably bound to bone, is slowly released back into the systemic circulation, giving rise to the observed prolonged low plasma concentrations. The 0 to 24 hour renal clearance of zoledronic acid was 3.7 ± 2.0 L/h.

Zoledronic acid clearance was independent of dose but dependent upon the patient's creatinine clearance. In a study in patients with cancer and bone metastases, increasing the infusion time of a 4 mg dose of zoledronic acid from 5 minutes (n = 5) to 15 minutes (n = 7) resulted in a 34% decrease in the zoledronic acid concentration at the end of the infusion ([mean \pm SD] 403 ± 118 ng/mL vs. 264 ± 86 ng/mL) and a 10% increase in the total AUC (378 ± 116 ng \times h/mL vs. 420 ± 218 ng \times h/mL). The difference between the AUC means was not statistically significant.

Specific Populations

Pediatrics

Zoledronic acid injection is not indicated for use in children [see *Pediatric Use (8.4)*].

Geriatrics

The pharmacokinetics of zoledronic acid was not affected by age in patients with cancer and bone metastases whose age ranged from 38 years to 84 years.

Race

The pharmacokinetics of zoledronic acid was not affected by race in patients with cancer and bone metastases.

Hepatic Impairment

No clinical studies were conducted to evaluate the effect of hepatic impairment on the pharmacokinetics of zoledronic acid.

Renal Impairment

The pharmacokinetic studies conducted in 64 cancer patients represented typical clinical populations with normal to moderately-impaired renal function. Compared to patients with creatinine clearance greater than 80 mL/min (N = 37), patients with creatinine clearance = 50 to 80 mL/min (N = 15) showed an average increase in plasma AUC of 15%, whereas patients with creatinine clearance = 30 to 50 mL/min (N = 11) showed an average increase in plasma AUC of 43%. No dosage adjustment is required in patients with a creatinine clearance of greater than or equal to 35 mL/min. Zoledronic acid injection is contraindicated in patients with creatinine clearance less than 35 mL/min and in those with evidence of acute renal impairment due to an increased risk of renal failure [see *Contraindications (4)*, *Warnings and Precautions (5.3)*, *Use in Specific Populations (8.6)*].

13 NONCLINICAL TOXICOLOGY

13.1 Carcinogenesis, Mutagenesis, Impairment of Fertility

Carcinogenesis

Lifetime carcinogenicity bioassays were conducted in mice and rats. Mice were given daily oral doses of zoledronic acid of 0.1, 0.5, or 2.0 mg/kg/day for 2 years. There was an increased incidence of Harderian gland adenomas in males and females in all treatment groups (starting at doses equivalent to 0.002 times the human 5 mg intravenous dose, based on body surface area, mg/m²). Rats were given daily oral doses of zoledronic acid of 0.1, 0.5, or 2.0 mg/kg/day for 2 years. No increased incidence of tumors was observed at any dose (up to 0.1 times the human intravenous dose of 5 mg, based on body surface area, mg/m²).

Mutagenesis

Zoledronic acid was not genotoxic in the Ames bacterial mutagenicity assay, in the Chinese hamster ovary cell assay, or in the Chinese hamster gene mutation assay, with or without metabolic activation. Zoledronic acid was not genotoxic in the *in vivo* rat micronucleus assay.

Impairment of Fertility

Female rats were given daily subcutaneous doses of zoledronic acid of 0.01, 0.03, or 0.1 mg/kg beginning 15 days before mating and continuing through gestation. Inhibition of ovulation and a decrease in the number of pregnant rats were observed at 0.1 mg/kg/day (equivalent to the human 5 mg intravenous dose, based on AUC). An increase in preimplantation loss and a decrease in the number of implantations and live fetuses were observed at 0.03 and 1 mg/kg/day (0.3 to 1 times the human 5 mg human intravenous dose).

13.2 Animal Pharmacology

Bone Safety Studies

Zoledronic acid is a potent inhibitor of osteoclastic bone resorption. In the ovariectomized rat, single IV doses of zoledronic acid of 4 to 500 mcg/kg (0.1 to 3.5 times the human 5 mg intravenous dose, based on body surface area, mg/m²) suppressed bone turnover and protected against trabecular bone loss, cortical thinning and the reduction in vertebral and femoral bone strength in a dose-dependent manner. At a dose equivalent to human exposure at the 5 mg intravenous dose, the effect persisted for 8 months, which corresponds to approximately 8 remodeling cycles or 3 years in humans.

In ovariectomized rats and monkeys, weekly treatment with zoledronic acid dose-dependently suppressed bone turnover and prevented the decrease in cancellous and cortical BMD and bone strength, at yearly cumulative doses up to 3.5 times the human 5 mg intravenous dose, based on body surface area, mg/m². Bone tissue was normal and there was no evidence of a mineralization defect, no accumulation of osteoid, and no woven bone.

14 CLINICAL STUDIES

14.1 Treatment of Postmenopausal Osteoporosis

Study 1

The efficacy and safety of zoledronic acid injection in the treatment of postmenopausal osteoporosis was demonstrated in Study 1, a randomized, double-blind, placebo-controlled, multinational study of 7736 women aged 65 to 89 years (mean age of 73) with either: a femoral neck BMD T-score less than or equal to -1.5 and at least two mild or one moderate existing vertebral fracture(s); or a femoral neck BMD T-score less than or equal to -2.5 with or without evidence of an existing vertebral fracture(s). Women were stratified into two groups: Stratum I: no concomitant use of osteoporosis therapy or Stratum II: baseline concomitant use of osteoporosis therapies which included calcitonin, raloxifene, tamoxifen, and hormone replacement therapy, but excluded other bisphosphonates.

Women enrolled in Stratum I (n = 5661) were evaluated annually for incidence of vertebral fractures. All women (Strata I and II) were evaluated for the incidence of hip and other clinical fractures. Zoledronic acid injection was administered once a year for three consecutive years, as a single 5 mg dose in 100 mL solution infused over at least 15 minutes, for a total of three doses. All women received 1000 to 1500 mg of elemental calcium plus 400 to 1200 international units of vitamin D supplementation per day.

The two primary efficacy variables were the incidence of morphometric vertebral fractures at 3 years and the incidence of hip fractures over a median duration of 3 years. The diagnosis of an incident vertebral fracture was based on both qualitative diagnosis by the radiologist and quantitative morphometric criterion. The morphometric criterion required the dual occurrence of 2 events: a relative height ratio or relative height reduction in a vertebral body of at least 20%, together with at least a 4 mm absolute decrease in height.

Effect on Vertebral Fractures

Zoledronic acid injection significantly decreased the incidence of new vertebral fractures at one, two, and three years as shown in Table 5.

Table 5: Proportion of Patients with New Morphometric Vertebral Fractures

Outcome	Zoledronic acid injection (%)	Placebo (%)	Absolute Reduction in Fracture Incidence % (95% CI)	Relative Reduction in Fracture Incidence % (95% CI)
At least one new vertebral fracture (0 to 1 year)	1.5	3.7	2.2 (1.4, 3.1)	60 (43, 72)*
At least one new vertebral fracture (0 to 2 years)	2.2	7.7	5.5 (4.4, 6.6)	71 (62, 78)*
At least one new vertebral fracture	2.2	10.0	7.6	70

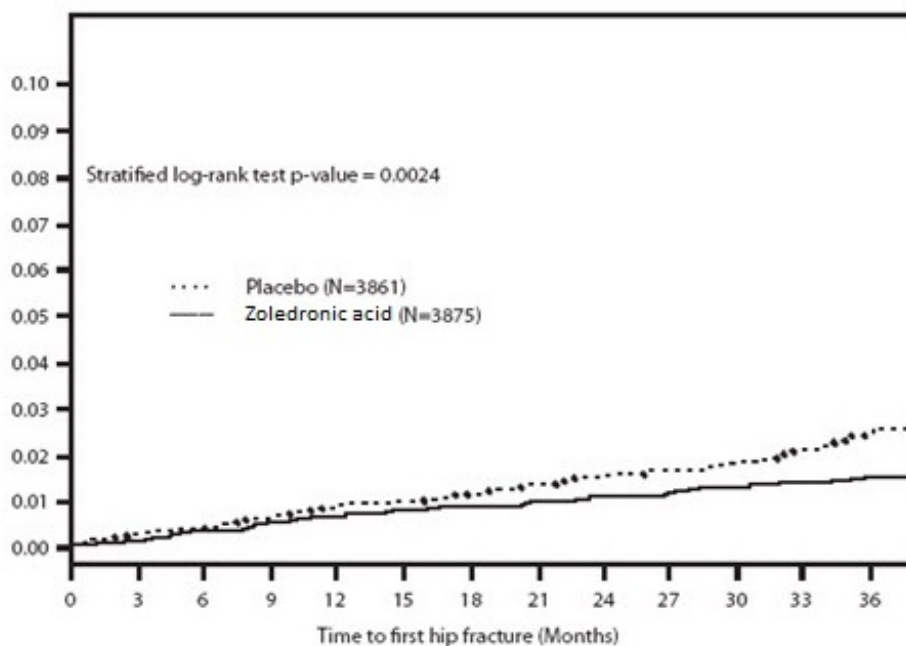
Fracture (0 to 3 years)	5.5	10.9	(6.3, 9.0)	(62, 76)*
* p <0.0001				

The reductions in vertebral fractures over three years were consistent (including new/worsening and multiple vertebral fractures) and significantly greater than placebo regardless of age, geographical region, baseline body mass index, number of baseline vertebral fractures, femoral neck BMD T-score, or prior bisphosphonate usage.

Effect on Hip Fracture over 3 years

Zoledronic acid injection demonstrated a 1.1% absolute reduction and 41% relative reduction in the risk of hip fractures over a median duration of follow-up of 3 years. The hip fracture event rate was 1.4% for zoledronic acid injection-treated patients compared to 2.5% for placebo-treated patients.

Figure 1. Cumulative Incidence of Hip Fracture Over 3 Years



The reductions in hip fractures over three years were greater for zoledronic acid injection than placebo regardless of femoral neck BMD T-score.

Effect on All Clinical Fractures

Zoledronic acid injection demonstrated superiority to placebo in reducing the incidence of all clinical fractures, clinical (symptomatic) vertebral and non-vertebral fractures (excluding finger, toe, facial, and clinical thoracic and lumbar vertebral fractures). All clinical fractures were verified based on the radiographic and/or clinical evidence. A summary of results is presented in Table 6.

Table 6: Between-Treatment Comparisons of the Incidence of Clinical Fracture Variables Over 3 Years

Outcome	Zoledronic acid injection (N= 3875) Event Rate n (%)⁺	Placebo (N= 3861) Event Rate n (%)⁺	Absolute Reduction in Fracture Incidence % (95% CI) +	Relative Risk Reduction in Fracture Incidence % (95% CI)
Any clinical fracture (1)	308 (8.4)	456 (12.8)	4.4 (3.0, 5.8)	33 (23, 42)**
Clinical vertebral fracture (2)	19 (0.5)	84 (2.6)	2.1 (1.5, 2.7)	77 (63, 86)**
Non-vertebral fracture (3)	292 (8.0)	388 (10.7)	2.7 (1.4, 4.0)	25 (13, 36)*

*p-value < 0.001, **p-value <0.0001
⁺Event rates based on Kaplan-Meier estimates at 36 months
(1)Excluding finger, toe, and facial fractures
(2)Includes clinical thoracic and clinical lumbar vertebral fractures
(3)Excluding finger, toe, facial, and clinical thoracic and lumbar vertebral fractures

Effect on Bone Mineral Density (BMD)

Zoledronic acid injection significantly increased BMD at the lumbar spine, total hip and femoral neck, relative to treatment with placebo at time points 12, 24, and 36 months. Treatment with zoledronic acid injection resulted in a 6.7% increase in BMD at the lumbar spine, 6.0% at the total hip, and 5.1% at the femoral neck, over 3 years as compared to placebo.

Bone Histology

Bone biopsy specimens were obtained between Months 33 and 36 from 82 postmenopausal patients with osteoporosis treated with 3 annual doses of zoledronic acid injection. Of the biopsies obtained, 81 were adequate for qualitative histomorphometry assessment, 59 were adequate for partial quantitative histomorphometry assessment, and 38 were adequate for full quantitative histomorphometry assessment. Micro CT analysis was performed on 76 specimens. Qualitative, quantitative and micro CT assessments showed bone of normal architecture and quality without mineralization defects.

Effect on Height

In the 3-year osteoporosis study, standing height was measured annually using a stadiometer. The zoledronic acid injection group revealed less height loss compared to placebo (4.2 mm vs. 7.0 mm, respectively [p<0.001]).

Study 2

The efficacy and safety of zoledronic acid injection in the treatment of patients with osteoporosis who suffered a recent low-trauma hip fracture was demonstrated in Study

2, a randomized, double-blind, placebo-controlled, multinational endpoint study of 2127 men and women aged 50 to 95 years (mean age of 74.5). Concomitant osteoporosis therapies excluding other bisphosphonates and parathyroid hormone were allowed. Zoledronic acid injection was administered once a year as a single 5 mg dose in 100 mL solution, infused over at least 15 minutes. The study continued until at least 211 patients had confirmed clinical fractures in the study population. Vitamin D levels were not routinely measured but a loading dose of vitamin D (50,000 to 125,000 international units orally or IM) was given to patients and they were started on 1000 to 1500 mg of elemental calcium plus 800 to 1200 international units of vitamin D supplementation per day for at least 14 days prior to the study drug infusions. The primary efficacy variable was the incidence of clinical fractures over the duration of the study.

Zoledronic acid injection significantly reduced the incidence of any clinical fracture by 35%. There was also a 46% reduction in the risk of a clinical vertebral fracture (Table 7).

Table 7: Between-Treatment Comparisons of the Incidence of Key Clinical Fracture Variables

Outcome	Zoledronic acid injection (N=1065) Event Rate n (%)⁺	Placebo (N=1062) Event Rate n (%)⁺	Absolute Reduction in Fracture Incidence % (95% CI) ⁺	Relative Risk Reduction in Fracture Incidence % (95% CI)
Any clinical fracture (1)	92 (8.6)	139 (13.9)	5.3 (2.3, 8.3)	35 (16, 50)**
Clinical vertebral fracture (2)	21 (1.7)	39 (3.8)	2.1 (0.5, 3.7)	46 (8, 68)*

*p-value <0.05, **p-value <0.005
⁺Event rates based on Kaplan-Meier estimates at 24 months
(1)Excluding finger, toe and facial fractures
(2)Including clinical thoracic and clinical lumbar vertebral fractures

Effect on Bone Mineral Density (BMD)

Zoledronic acid injection significantly increased BMD relative to placebo at the hip and femoral neck at all timepoints (12, 24, and 36 months). Treatment with zoledronic acid injection resulted in a 6.4% increase in BMD at the total hip and a 4.3% increase at the femoral neck over 36 months as compared to placebo.

14.2 Prevention of Postmenopausal Osteoporosis

The efficacy and safety of zoledronic acid injection in postmenopausal women with osteopenia (low bone mass) was assessed in a 2-year randomized, multi-center, double-blind, placebo-controlled study of 581 postmenopausal women aged greater than or equal to 45 years, who were stratified by years since menopause: Stratum I women less than 5 years from menopause (n = 224); Stratum II women greater than or equal to 5 years from menopause (n = 357). Patients within Stratum I and II were randomized to

one of three treatment groups: (1) Zoledronic acid injection given at randomization and at Month 12 (n = 77) in Stratum I and (n = 121) in Stratum II; (2) Zoledronic acid injection given at randomization and placebo at Month 12 (n = 70) in Stratum I and (n = 111) in Stratum II; and (3) Placebo given at randomization and Month 12 (n = 202). Zoledronic acid injection was administered as a single 5 mg dose in 100 mL solution infused over at least 15 minutes. All women received 500 to 1200 mg elemental calcium plus 400 to 800 international units vitamin D supplementation per day. The primary efficacy variable was the percent change of BMD at 24 Months relative to baseline.

Effect on Bone Mineral Density (BMD)

Zoledronic acid injection significantly increased lumbar spine BMD relative to placebo at Month 24 across both strata. Zoledronic acid injection given once at randomization (and placebo given at Month 12) resulted in 4.0% increase in BMD in Stratum I patients and 4.8% increase in Stratum II patients over 24 months. Placebo given at randomization and at Month 12 resulted in 2.2% decrease in BMD in Stratum I patients and 0.7% decrease in BMD in Stratum II patients over 24 months. Therefore, zoledronic acid injection given once at randomization (and placebo given at Month 12) resulted in a 6.3% increase in BMD in Stratum I patients and 5.4% increase in Stratum II patients over 24 months as compared to placebo (both $p < 0.0001$).

Zoledronic acid injection also significantly increased total hip BMD relative to placebo at Month 24 across both strata. Zoledronic acid injection given once at randomization (and placebo given at Month 12) resulted in 2.6% increase in BMD in Stratum I patients and 2.1% in Stratum II patients over 24 months. Placebo given at randomization and at Month 12 resulted in 2.1% decrease in BMD in Stratum I patients and 1.0% decrease in BMD in Stratum II patients over 24 months. Therefore, zoledronic acid injection given once at randomization (and placebo given at Month 12) resulted in a 4.7% increase in BMD in Stratum I patients and 3.2% increase in Stratum II patients over 24 months as compared to placebo (both $p < 0.0001$).

14.3 Osteoporosis in Men

The efficacy and safety of zoledronic acid injection in men with osteoporosis or significant osteoporosis secondary to hypogonadism, was assessed in a randomized, multicenter, double-blind, active controlled, study of 302 men aged 25 to 86 years (mean age of 64). The duration of the trial was two years. Patients were randomized to either zoledronic acid injection which was administered once annually as a 5 mg dose in 100 mL infused over 15 minutes for a total of up to two doses, or to an oral weekly bisphosphonate (active control) for up to two years. All participants received 1000 mg of elemental calcium plus 800 to 1000 international units of vitamin D supplementation per day.

Effect on Bone Mineral Density (BMD)

An annual infusion of zoledronic acid injection was non-inferior to the oral weekly bisphosphonate active control based on the percentage change in lumbar spine BMD at Month 24 relative to baseline (zoledronic acid injection: 6.1% increase; active control: 6.2% increase).

14.4 Treatment and Prevention of Glucocorticoid-Induced Osteoporosis

The efficacy and safety of zoledronic acid injection to prevent and treat glucocorticoid-

induced osteoporosis (GIO) was assessed in a randomized, multicenter, double-blind, stratified, active controlled study of 833 men and women aged 18 to 85 years (mean age of 54.4 years) treated with greater than or equal to 7.5 mg/day oral prednisone (or equivalent). Patients were stratified according to the duration of their pre-study corticosteroid therapy: less than or equal to 3 months prior to randomization (prevention subpopulation), and greater than 3 months prior to randomization (treatment subpopulation). The duration of the trial was one year. Patients were randomized to either zoledronic acid injection which was administered once as a 5 mg dose in 100 mL infused over 15 minutes, or to an oral daily bisphosphonate (active control) for one year. All participants received 1000 mg of elemental calcium plus 400 to 1000 international units of vitamin D supplementation per day.

Effect on Bone Mineral Density (BMD)

In the GIO treatment subpopulation, zoledronic acid injection demonstrated a significant mean increase in lumbar spine BMD compared to the active control at one year (zoledronic acid injection 4.1%, active control 2.7%) with a treatment difference of 1.4% ($p < 0.001$). In the GIO prevention subpopulation, zoledronic acid injection demonstrated a significant mean increase in lumbar spine BMD compared to active control at one year (zoledronic acid injection 2.6%, active control 0.6%) with a treatment difference of 2.0% ($p < 0.001$).

Bone Histology

Bone biopsy specimens were obtained from 23 patients (12 in the zoledronic acid injection treatment group and 11 in the active control treatment group) at Month 12 treated with an annual dose of zoledronic acid injection or daily oral active control. Qualitative assessments showed bone of normal architecture and quality without mineralization defects. Apparent reductions in activation frequency and remodeling rates were seen when compared with the histomorphometry results seen with zoledronic acid injection in the postmenopausal osteoporosis population. The long-term consequences of this degree of suppression of bone remodeling in glucocorticoid-treated patients is unknown.

14.5 Treatment of Paget's Disease of Bone

Zoledronic acid injection was studied in male and female patients with moderate to severe Paget's disease of bone, defined as serum alkaline phosphatase level at least twice the upper limit of the age-specific normal reference range at the time of study entry. Diagnosis was confirmed by radiographic evidence.

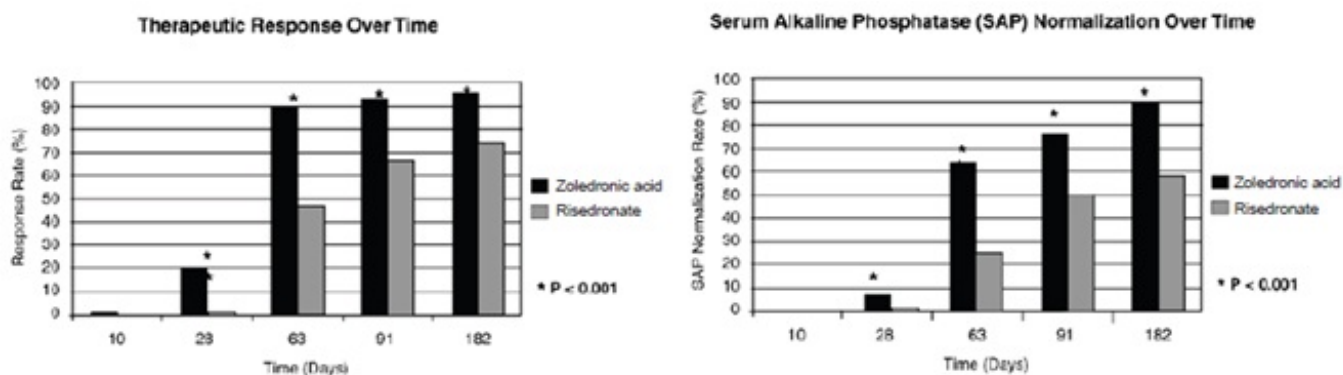
The efficacy of one infusion of 5 mg zoledronic acid injection vs. oral daily doses of 30 mg risedronate for 2 months was demonstrated in two identically designed 6-month randomized, double-blind trials. The mean age of patients in the two trials was 70. Ninety-three percent (93%) of patients were Caucasian. Therapeutic response was defined as either normalization of serum alkaline phosphatase (SAP) or a reduction of at least 75% from baseline in total SAP excess at the end of 6 months. SAP excess was defined as the difference between the measured level and midpoint of normal range.

In both trials zoledronic acid injection demonstrated a superior and more rapid therapeutic response compared with risedronate and returned more patients to normal levels of bone turnover, as evidenced by biochemical markers of formation (SAP, serum

N-terminal propeptide of type I collagen [P1NP]) and resorption (serum CTx 1 [cross-linked C-telopeptides of type I collagen] and urine α -CTx).

The 6-month combined data from both trials showed that 96% (169/176) of zoledronic acid injection-treated patients achieved a therapeutic response as compared with 74% (127/171) of patients treated with risedronate. Most zoledronic acid injection patients achieved a therapeutic response by the Day 63 visit. In addition, at 6 months, 89% (156/176) of zoledronic acid injection-treated patients achieved normalization of SAP levels, compared to 58% (99/171) of patients treated with risedronate ($p < 0.0001$) (see Figure 2).

Figure 2. Therapeutic Response/Serum Alkaline Phosphatase (SAP) Normalization Over Time



The therapeutic response to zoledronic acid injection was similar across demographic and disease-severity groups defined by gender, age, previous bisphosphonate use, and disease severity. At 6 months, the percentage of zoledronic acid injection-treated patients who achieved therapeutic response was 97% and 95%, respectively, in each of the baseline disease severity subgroups (baseline SAP less than 3xULN, greater than or equal to 3xULN) compared to 75% and 74%, respectively, for the same disease severity subgroups of risedronate-treated patients.

In patients who had previously received treatment with oral bisphosphonates, therapeutic response rates were 96% and 55% for zoledronic acid injection and risedronate, respectively. The comparatively low risedronate response was due to the low response rate (7/23, 30%) in patients previously treated with risedronate. In patients naïve to previous treatment, a greater therapeutic response was also observed with zoledronic acid injection (98%) relative to risedronate (86%). In patients with symptomatic pain at screening, therapeutic response rates were 94% and 70% for zoledronic acid injection and risedronate respectively. For patients without pain at screening, therapeutic response rates were 100% and 82% for zoledronic acid injection and risedronate respectively.

Bone histology was evaluated in 7 patients with Paget's disease 6 months after being treated with zoledronic acid injection 5 mg. Bone biopsy results showed bone of normal quality with no evidence of impaired bone remodeling and no evidence of mineralization defect.

16 HOW SUPPLIED/STORAGE AND HANDLING

Zoledronic acid injection is supplied as follows:

NDC	Zoledronic Acid Injection (0.05 mg per mL)	Package Factor
68083-256-01	5 mg per 100 mL ready-to-infuse solution in a single-dose bag	1 bag per carton

Handling

After entering the IV administration port, the solution is stable for 24 hours at 2° to 8°C (36° to 46°F). If refrigerated, allow the refrigerated solution to reach room temperature before administration.

Storage Conditions

Store at 25°C (77°F); excursions permitted to 15° to 30°C (59° to 86°F). [See USP Controlled Room Temperature.]

Single-dose only. Discard unused portion.

**Sterile, Nonpyrogenic, Preservative-free, PVC-free, DEHP-free.
The container closure is not made with natural rubber latex.**

17 PATIENT COUNSELING INFORMATION

Advise the patient to read the FDA-approved patient labeling (Medication Guide).

Information for Patients

Patients should be made aware that zoledronic acid injection contains the same active ingredient (zoledronic acid) found in Zometa[®], and that patients being treated with Zometa should not be treated with zoledronic acid injection.

Zoledronic acid injection is contraindicated in patients with creatinine clearance less than 35 mL/min [see *Contraindications* (4)].

Before being given zoledronic acid injection, patients should tell their doctor if they have kidney problems and what medications they are taking.

Zoledronic acid injection should not be given if the patient is pregnant or plans to become pregnant, or if she is breast-feeding [see *Warnings and Precautions* (5.6)].

There have been reports of bronchoconstriction in aspirin-sensitive patients receiving bisphosphonates, including zoledronic acid injection. Before being given zoledronic acid injection, patients should tell their doctor if they are aspirin-sensitive.

If the patient had surgery to remove some or all of the parathyroid glands in their neck, or had sections of their intestine removed, or are unable to take calcium supplements they should tell their doctor.

Zoledronic acid injection is given as an infusion into a vein by a nurse or a doctor, and the infusion time must not be less than 15 minutes.

On the day of treatment the patient should eat and drink normally, which includes drinking at least 2 glasses of fluid such as water within a few hours prior to the infusion, as directed by their doctor, before receiving zoledronic acid injection.

After getting zoledronic acid injection it is strongly recommended patients with Paget's disease take calcium in divided doses (for example, 2 to 4 times a day) for a total of 1500 mg calcium a day to prevent low blood calcium levels. This is especially important for the two weeks after getting zoledronic acid injection [see *Warnings and Precautions* (5.2)].

Adequate calcium and vitamin D intake is important in patients with osteoporosis and the current recommended daily intake of calcium is 1200 mg and vitamin D is 800 international units - 1000 international units daily. All patients should be instructed on the importance of calcium and vitamin D supplementation in maintaining serum calcium levels.

Patients should be aware of the most commonly associated side effects of therapy. Patients may experience one or more side effects that could include: fever, flu-like symptoms, myalgia, arthralgia, and headache. Most of these side effects occur within the first 3 days following the dose of zoledronic acid injection. They usually resolve within 3 days of onset but may last for up to 7 to 14 days. Patients should consult their physician if they have questions or if these symptoms persist. The incidence of these symptoms decreased markedly with subsequent doses of zoledronic acid injection.

Administration of acetaminophen following zoledronic acid injection administration may reduce the incidence of these symptoms.

Physicians should inform their patients that there have been reports of persistent pain and/or a non-healing sore of the mouth or jaw, primarily in patients treated with bisphosphonates for other illnesses. During treatment with zoledronic acid, patients should be instructed to maintain good oral hygiene and undergo routine dental check-ups. If they experience any oral symptoms, they should immediately report them to their physician or dentist.

Severe and occasionally incapacitating bone, joint, and/or muscle pain have been infrequently reported in patients taking bisphosphonates, including zoledronic acid injection. Consider withholding future zoledronic acid injection treatment if severe symptoms develop.

Atypical femur fractures in patients on bisphosphonate therapy have been reported; patients with thigh or groin pain should be evaluated to rule out a femoral fracture.

Zometa is a registered trademark of Novartis Pharmaceuticals Corporation.

Manufactured by:

Gland Pharma Limited

D.P.Pally, Dundigal Post
Hyderabad-500 043, INDIA

Revised: April 2021

MEDICATION GUIDE

Zoledronic Acid (ZOE-le-DRON-ik AS-id) Injection

Read the Medication Guide that comes with zoledronic acid injection before you start taking it and each time you get a refill. There may be new information. This Medication Guide does not take the place of talking with your doctor about your medical condition or treatment. Talk to your doctor if you have any questions about zoledronic acid injection.

What is the most important information I should know about zoledronic acid injection?

You should not receive zoledronic acid injection if you are already receiving Zometa. Both zoledronic acid injection and Zometa contain zoledronic acid.

Zoledronic acid injection can cause serious side effects including:

1. Low calcium levels in your blood (hypocalcemia)
2. Severe kidney problems
3. Severe jaw bone problems (osteonecrosis)
4. Unusual thigh bone fractures
5. Bone, joint or muscle pain

1. Low calcium levels in your blood (hypocalcemia).

Zoledronic acid injection may lower the calcium levels in your blood. If you have low blood calcium before you start taking zoledronic acid injection, it may get worse during treatment. Your low blood calcium must be treated before you take zoledronic acid injection. Most people with low blood calcium levels do not have symptoms, but some people may have symptoms. Call your doctor right away if you have symptoms of low blood calcium such as:

- Spasms, twitches, or cramps in your muscles
- Numbness or tingling in your fingers, toes, or around your mouth

Your doctor may prescribe calcium and vitamin D to help prevent low calcium levels in your blood, while you take zoledronic acid injection. Take calcium and vitamin D as your doctor tells you to.

2. Severe kidney problems.

Severe kidney problems may happen when you take zoledronic acid injection. Severe kidney problems may lead to hospitalization or kidney dialysis and can be life-threatening. Your risk of kidney problems is higher if you:

- already have kidney problems
- take a diuretic or “water pill”
- do not have enough water in your body (dehydrated) before or after you receive zoledronic acid injection
- are of advanced age since the risk increases as you get older
- take any medicines known to harm your kidneys

You should drink at least 2 glasses of fluid within a few hours before receiving zoledronic acid injection to reduce the risk of kidney problems.

3. Severe jaw bone problems (osteonecrosis).

Severe jaw bone problems may happen when you take zoledronic acid injection. Your doctor should examine your mouth before you start zoledronic acid injection. Your doctor may tell you to see your dentist before you start zoledronic acid injection. It is important for you to practice good mouth care during treatment with zoledronic acid injection.

4. Unusual thigh bone fractures.

Some people have developed unusual fractures in their thigh bone. Symptoms of a fracture may include new or unusual pain in your hip, groin, or thigh.

5. Bone, joint, or muscle pain.

Some people who take bisphosphonates develop severe bone, joint, or muscle pain.

Call your doctor right away if you have any of these side effects.

What is zoledronic acid injection?

Zoledronic acid injection is a prescription medicine used to:

- Treat or prevent osteoporosis in women after menopause. Zoledronic acid injection helps reduce the chance of having a hip or spinal fracture (break).
- Increase bone mass in men with osteoporosis.
- Treat or prevent osteoporosis in either men or women who will be taking corticosteroid medicines for at least one year.
- Treat certain men and women who have Paget’s disease of the bone.

It is not known how long zoledronic acid injection works for the treatment and prevention of osteoporosis. You should see your doctor regularly to determine if zoledronic acid injection is still right for you.

Zoledronic acid injection is not for use in children.

Who should not take zoledronic acid injection?

Do not take zoledronic acid injection if you:

- Have low levels of calcium in your blood
- Have kidney problems
- Are allergic to zoledronic acid or any of its ingredients. A list of ingredients is at the end of this leaflet.

What should I tell my doctor before taking zoledronic acid injection?

Before you start zoledronic acid injection, be sure to talk to your doctor if you:

- Have low blood calcium.
- Have kidney problems.
- Had parathyroid or thyroid surgery (glands in your neck).
- Have been told you have trouble absorbing minerals in your stomach or intestines (malabsorption syndrome) or have had parts of your intestine removed.
- Have asthma (wheezing) from taking aspirin.
- Plan to have dental surgery or teeth removed.
- Are pregnant, or plan to become pregnant. **Zoledronic acid injection should not be used if you are pregnant.** It is not known if zoledronic acid injection can harm your unborn baby.
- Are breastfeeding or plan to breastfeed. It is not known if zoledronic acid injection passes into your milk and may harm your baby.
- **Tell your doctor about all the medicines you take**, including prescription and non-prescription medicines, vitamins, and herbal supplements. Certain medicines may affect how zoledronic acid injection works.

Especially tell your doctor if you are taking:

- An antibiotic. Certain antibiotic medicines called aminoglycosides may increase the effect of zoledronic acid injection in lowering your blood calcium for a long period of time.
- A diuretic or “water pill”.
- Non-steroidal anti-inflammatory medicines (NSAIDs).

Ask your doctor or pharmacist for a list of these medicines, if you are not sure. Know the medicines you take. Keep a list of them and show it to your doctor and pharmacist each time you get a new medicine.

How will I receive zoledronic acid injection?

- Your doctor will tell you how often you will receive zoledronic acid injection.
- Zoledronic acid injection is given by infusion into your vein (intravenously). Your infusion should last at least 15 minutes.
- Before you receive zoledronic acid injection, drink at least 2 glasses of fluid (such as water) within a few hours as directed by your doctor.
- You may eat before your treatment with zoledronic acid injection.
- If you miss a dose of zoledronic acid injection, call your doctor or healthcare provider to schedule your next dose.

What are the possible side effects of zoledronic acid injection?

Zoledronic acid injection may cause serious side effects.

• See "**What is the most important information I should know about zoledronic acid injection?**"

The most common side effects of zoledronic acid injection included:

- Fever
- Pain in your bones, joints or muscles
- Pain in your arms and legs
- Headache
- Flu-like illness (fever, chills, bone, joint, or muscle pain, fatigue)
- Nausea
- Vomiting
- Diarrhea

Talk to your doctor about things you can do to help decrease some of these side effects that might happen with a zoledronic acid injection infusion.

You may get allergic reactions, such as hives, swelling of your face, lips, tongue, or throat.

Tell your doctor if you have any side effect that bothers you or that does not go away.

These are not all the possible side effects of zoledronic acid injection. For more information, ask your doctor or pharmacist.

Call your doctor for medical advice about side effects. You may report side effects to FDA at 1-800-FDA-1088.

General information about safe and effective use of zoledronic acid injection.

Medicines are sometimes prescribed for purposes other than those listed in a Medication Guide. This Medication Guide summarizes the most important information about zoledronic acid injection. If you would like more information, talk with your doctor. You can ask your doctor or pharmacist for information about zoledronic acid injection that is written for health professionals.

For more information, call 864-879-9994.

What are the ingredients in zoledronic acid injection?

Active ingredient: zoledronic acid monohydrate.

Inactive ingredients: mannitol and sodium citrate.

This Medication Guide has been approved by the U.S. Food and Drug Administration.

Zometa is a registered trademark of Novartis Pharmaceuticals Corporation.

Manufactured by:

Gland Pharma Limited

D.P.Pally, Dundigal Post

Hyderabad-500 043, INDIA

Revised: April 2021

PACKAGE LABEL.PRINCIPAL DISPLAY PANEL

Zoledronic Acid Injection, 5 mg/100 mL

NDC: 68083-256-01

Bag Label:

NDC 68083-256-01

1×100 mL
Rx only

Zoledronic Acid Injection

Sterile Solution

For Intravenous Infusion

5 mg per 100 mL
(0.05 mg per mL)

Do not mix with calcium-containing solutions.

Administer as a single intravenous solution through a separate vented infusion line.

Infusion time must not be less than 15 minutes

Single Dose Only - Discard Unused Portion.

Each bag contains 5.330 mg of zoledronic acid monohydrate, equivalent to 5mg zoledronic acid on an anhydrous basis, 4950 mg of mannitol, USP, 30 mg of sodium citrate, USP, and 100 mL water for injection, USP.

See package insert for DOSAGE and ADMINISTRATION.

Store at 25°C (77°F), excursions permitted to 15 to 30°C (59 to 86°F). [See USP Controlled Room Temperature].

Attention Pharmacist: Dispense the accompanying Medication Guide to each patient.

Sterile, Nonpyrogenic, Preservative-free, DEHP-free, PVC-free.

The container closure is not made with natural rubber latex.

Manufactured by:



Gland Pharma Limited
Hyderabad - 500043, INDIA.
M.L. No.: 103/AP/RR/97/F/R

Gland Item Code

Lot:

Exp:

Coding Area 65 x 20 mm

ZOLEDRONIC ACID

zoledronic acid injection

Product Information

Product Type	HUMAN PRESCRIPTION DRUG	Item Code (Source)	NDC:68083-256
Route of Administration	INTRAVENOUS		

Active Ingredient/Active Moiety

Ingredient Name	Basis of Strength	Strength
ZOLEDRONIC ACID (UNII: 6XC1PAD3KF) (ZOLEDRONIC ACID ANHYDROUS - UNII:70HZ18PH24)	ZOLEDRONIC ACID ANHYDROUS	5 mg in 100 mL

Inactive Ingredients

Ingredient Name	Strength
MANNITOL (UNII: 3OWL53L36A)	4950 mg in 100 mL
SODIUM CITRATE (UNII: 1Q73Q2JULR)	30 mg in 100 mL
WATER (UNII: 059QF0KO0R)	

Packaging

#	Item Code	Package Description	Marketing Start Date	Marketing End Date
1	NDC:68083-256-01	1 in 1 CARTON	03/13/2017	
1		100 mL in 1 BAG; Type 0: Not a Combination Product		

Marketing Information

Marketing Category	Application Number or Monograph Citation	Marketing Start Date	Marketing End Date
ANDA	ANDA209578	03/13/2017	

Labeler - Gland Pharma Limited (918601238)

Establishment

Name	Address	ID/FEI	Business Operations
GLAND PHARMA LIMITED		918601238	ANALYSIS(68083-256) , MANUFACTURE(68083-256) , PACK(68083-256)

