

DIGOXIN - digoxin tablet
ANI Pharmaceuticals, Inc.

HIGHLIGHTS OF PRESCRIBING INFORMATION

These highlights do not include all the information needed to use DIGOXIN TABLETS safely and effectively. See full prescribing information for DIGOXIN TABLETS.

DIGOXIN tablets, for oral use
Initial U.S. Approval: 1954

INDICATIONS AND USAGE -----

Digoxin is a cardiac glycoside indicated for: (1)

- Treatment of mild to moderate heart failure in adults. (1.1)
- Increasing myocardial contractility in pediatric patients with heart failure. (1.2)
- Control of resting ventricular rate in patients with chronic atrial fibrillation in adults. (1.3)

DOSAGE AND ADMINISTRATION -----

Digoxin dose is based on patient-specific factors (age, lean body weight, renal function, etc.). See full prescribing information. Monitor for toxicity and therapeutic effect. (2) (2)

DOSAGE FORMS AND STRENGTHS -----

Unscored Tablets 62.5 mcg. Scored Tablets 125 and 250 mcg. (3) (3)

CONTRAINDICATIONS -----

- Ventricular fibrillation. (4)
- Known hypersensitivity to digoxin or other forms of digitalis. (4)

WARNINGS AND PRECAUTIONS -----

- Risk of rapid ventricular response leading to ventricular fibrillation in patients with AV accessory pathway. (5.1)
- Risk of advanced or complete heart block in patients with sinus node disease and AV block. (5.2)
- Digoxin toxicity: Indicated by nausea, vomiting, visual disturbances, and cardiac arrhythmias. Advanced age, low body weight, impaired renal function and electrolyte abnormalities predispose to toxicity. (5.3)
- Risk of ventricular arrhythmias during electrical cardioversion. (5.4)
- Not recommended in patients with acute myocardial infarction. (5.5)
- Avoid Digoxin in patients with myocarditis. (5.6)

ADVERSE REACTIONS -----

The overall incidence of adverse reactions with digoxin has been reported as 5-20%, with 15-20% of adverse events considered serious. Cardiac toxicity accounts for about one-half, gastrointestinal disturbances for about one-fourth, and CNS and other toxicity for about one-fourth of these adverse events. (6.1)

To report SUSPECTED ADVERSE REACTIONS, contact Novitium Pharma LLC at 1-855-204-1431 or FDA at 1-800-FDA-1088 or www.fda.gov/medwatch.

DRUG INTERACTIONS -----

- PGP Inducers/Inhibitors: Drugs that induce or inhibit PGP have the potential to alter digoxin pharmacokinetics. (7.1)
- The potential for drug-drug interactions must be considered prior to and during drug therapy. See full prescribing information. (7.2, 7.3, 12.3)

USE IN SPECIFIC POPULATIONS -----

- Pregnant patients: It is unknown whether use during pregnancy can cause fetal harm. (8.1)
- Pediatric patients: Newborn infants display variability in tolerance to Digoxin. (8.4)
- Geriatric patients: Consider renal function in dosage selection, and carefully monitor for side effects. (8.5)
- Renal impairment: Digoxin is excreted by the kidneys. Consider renal function during dosage selection. (8.6)

See 17 for PATIENT COUNSELING INFORMATION.

Revised: 5/2024

FULL PRESCRIBING INFORMATION: CONTENTS*

1 INDICATIONS & USAGE

- 1.1 Heart Failure in Adults
- 1.2 Heart Failure in Pediatric Patients
- 1.3 Atrial Fibrillation in Adults

2 DOSAGE & ADMINISTRATION

- 2.1 Important Dosing and Administration Information

- 2.2 Loading Dosing Regimen in Adults and Pediatric Patients
- 2.3 Maintenance Dosing in Adults and Pediatric Patients Over 10 Years Old
- 2.4 Maintenance Dosing in Pediatric Patients Less Than 10 Years Old
- 2.5 Monitoring to Assess Safety, Efficacy, and Therapeutic Blood Levels
- 2.6 Switching from Intravenous Digoxin to Oral Digoxin

3 DOSAGE FORMS & STRENGTHS

4 CONTRAINDICATIONS

5 WARNINGS AND PRECAUTIONS

- 5.1 Ventricular Fibrillation in Patients With Accessory AV Pathway (Wolff-Parkinson-White Syndrome)
- 5.2 Sinus Bradycardia and Sino-atrial Block
- 5.3 Digoxin Toxicity
- 5.4 Risk of Ventricular Arrhythmias During Electrical Cardioversion
- 5.5 Risk of Ischemia in Patients with Acute Myocardial Infarction
- 5.6 Vasoconstriction in Patients with Myocarditis
- 5.7 Decreased Cardiac Output in Patients With Preserved Left Ventricular Systolic Function
- 5.8 Reduced Efficacy In Patients With Hypocalcemia
- 5.9 Altered Response in Thyroid Disorders and Hypermetabolic States

6 ADVERSE REACTIONS

- 6.1 Clinical Trials Experience

7 DRUG INTERACTIONS

- 7.1 P-Glycoprotein (PGP) Inducers/Inhibitors
- 7.2 Pharmacokinetic Drug Interactions
- 7.3 Potentially Significant Pharmacodynamic Drug Interactions
- 7.4 Drug/Laboratory Test Interactions

8 USE IN SPECIFIC POPULATIONS

- 8.1 Pregnancy
- 8.2 Lactation
- 8.4 Pediatric Use
- 8.5 Geriatric Use
- 8.6 Renal Impairment
- 8.7 Hepatic Impairment
- 8.8 Malabsorption

10 OVERDOSAGE

- 10.1 Signs and Symptoms in Adults and Children
- 10.2 Treatment

11 DESCRIPTION

12 CLINICAL PHARMACOLOGY

- 12.1 Mechanism of Action
- 12.2 Pharmacodynamics
- 12.3 Pharmacokinetics

13 NONCLINICAL TOXICOLOGY

- 13.1 Carcinogenesis & Mutagenesis & Impairment Of Fertility

14 CLINICAL STUDIES

- 14.1 Chronic Heart Failure
- 14.2 Chronic Atrial Fibrillation

16 HOW SUPPLIED/STORAGE AND HANDLING

17 PATIENT COUNSELING INFORMATION

* Sections or subsections omitted from the full prescribing information are not listed.

FULL PRESCRIBING INFORMATION

1 INDICATIONS & USAGE

1.1 Heart Failure in Adults

Digoxin is indicated for the treatment of mild to moderate heart failure in adults. Digoxin increases left ventricular ejection fraction and improves heart failure symptoms as evidenced by improved exercise capacity and decreased heart failure-related hospitalizations and emergency care, while having no effect on mortality. Where possible, Digoxin should be used in combination with a diuretic and an angiotensin-converting enzyme (ACE) inhibitor.

1.2 Heart Failure in Pediatric Patients

Digoxin increases myocardial contractility in pediatric patients with heart failure.

1.3 Atrial Fibrillation in Adults

Digoxin is indicated for the control of ventricular response rate in adult patients with chronic atrial fibrillation.

2 DOSAGE & ADMINISTRATION

2.1 Important Dosing and Administration Information

In selecting a Digoxin dosing regimen, it is important to consider factors that affect digoxin blood levels (e.g., body weight, age, renal function, concomitant drugs) since toxic levels of digoxin are only slightly higher than therapeutic levels. Dosing can be either initiated with a loading dose followed by maintenance dosing if rapid titration is desired or initiated with maintenance dosing without a loading dose.

Consider interruption or reduction in Digoxin dose prior to electrical cardioversion [see *Warnings and Precautions (5.4)*].

Use digoxin solution to obtain the appropriate dose in infants, young pediatric patients, or patients with very low body weight.

2.2 Loading Dosing Regimen in Adults and Pediatric Patients

For adults and pediatric patients if a loading dosage is to be given, administer half the total loading dose initially, then $\frac{1}{4}$ the loading dose every 6-8 hours twice, with careful assessment of clinical response and toxicity before each dose. The recommended loading dose is displayed in Table 1.

Table 1. Recommended Digoxin Oral Loading Dose

Age	Total Oral Loading Dose (mcg/kg) Administer half the total loading dose initially, then $\frac{1}{4}$ the loading dose every 6 to 8 hours twice
5 to 10 years	20 - 45
Adults and pediatric patients over 10 years	10 - 15

mcg = microgram

2.3 Maintenance Dosing in Adults and Pediatric Patients Over 10 Years Old

The maintenance dose is based on lean body weight, renal function, age, and concomitant products [see *Clinical Pharmacology (12.3)*].

The recommended **starting** maintenance dose in adults and pediatric patients over 10 years old with normal renal function is given in Table 2. Doses may be increased every 2 weeks according to clinical response, serum drug levels, and toxicity.

Table 2. Recommended Starting Digoxin Maintenance Dosage in Adults and Pediatric Patients Over 10 Years Old

Age	Total Oral Maintenance Dose, mcg/kg/day (given once daily)
Adults and pediatric patients over 10 years	3.4 - 5.1

mcg = microgram

Table 3 provides the recommended (once daily) maintenance dose for adults and pediatric patients over 10 years old (to be given once daily) according to lean body weight and renal function. The doses are based on studies in adult patients with heart failure. Alternatively, the maintenance dose may be estimated by the following formula (peak body stores lost each day through elimination):

$$\text{Total Maintenance Dose} = \text{Loading Dose (i.e., Peak Body Stores)} \times \% \text{ Daily Loss}/100$$

$$\% \text{ Daily Loss} = 14 + \text{Creatinine clearance}/5$$

Reduce the dose of Digoxin in patients whose lean weight is an abnormally small fraction of their total body mass because of obesity or edema.

Table 3. Recommended Maintenance Dose (in micrograms given once daily) of Digoxin in Pediatric Patients Over 10 Years Old and Adults by Lean Body Weight and by Renal Function^a

Corrected Creatinine Clearance ^b	Lean Body Weight ^d								Number of Days Before Steady State Achieved ^c
	kg	40	50	60	70	80	90	100	
10 mL/min		62.5*	125	125	187.5	187.5	187.5	250	19
20 mL/min		125	125	125	187.5	187.5	250	250	16
30 mL/min		125	125	187.5	187.5	250	250	312.5	14
40 mL/min		125	187.5	187.5	250	250	312.5	312.5	13
50 mL/min		125	187.5	187.5	250	250	312.5	312.5	12
60 mL/min		125	187.5	250	250	312.5	312.5	375	11
70 mL/min		187.5	187.5	250	250	312.5	375	375	10
80 mL/min		187.5	187.5	250	312.5	312.5	375	437.5	9
90 mL/min		187.5	250	250	312.5	375	437.5	437.5	8
100 mL/min		187.5	250	312.5	312.5	375	437.5	500	7

^a Doses are rounded to the nearest dose possible using whole Digoxin tablets. Recommended doses approximately 30 percent lower than the calculated dose are designated with an *. Monitor digoxin levels in patients receiving these initial doses and increase dose if needed.

^bFor adults, creatinine clearance was corrected to 70-kg body weight or 1.73 m² body surface area. If only serum creatinine concentrations (Scr) are available, a corrected Ccr may be estimated in men as (140 - Age)/Scr. For women, this result should be multiplied by 0.85.

For pediatric patients, the modified Schwartz equation may be used. The formula is based on height in cm and Scr in mg/dL where k is a constant. Ccr is corrected to 1.73 m² body surface area. During the first year of life, the value of k is 0.33 for pre-term babies and 0.45 for term infants. The k is 0.55 for pediatric patients and adolescent girls and 0.7 for adolescent boys.

$$\text{GFR (mL/min/1.73 m}^2\text{)} = (k \times \text{Height})/\text{Scr}$$

^c If no loading dose administered.

^d The doses listed assume average body composition.

2.4 Maintenance Dosing in Pediatric Patients Less Than 10 Years Old

The starting maintenance dose for heart failure in pediatric patients less than 10 years old is based on lean body weight, renal function, age, and concomitant products [see *Clinical Pharmacology (12.3)*]. The recommended **starting** maintenance dose for pediatric patients between 5 years and 10 years old is given in Table 4. These recommendations assume the presence of normal renal function.

Table 4. Recommended Starting Digoxin Oral Maintenance Dosage in Pediatric Patients between 5 and 10 Years Old

Age	Oral Maintenance Dose, mcg/kg/dose
5 years to 10 years	3.2-6.4 Twice daily

Table 5 provides average daily maintenance dose requirements for pediatric patients between 5 and 10 years old (to be given twice daily) with heart failure based on age, lean body weight, and renal function.

Table 5. Recommended Maintenance Dose (in micrograms given TWICE daily) of Digoxin in Pediatric Patients between 5 and 10 Years of Age Based upon Lean Body Weight and Renal Function^{a,b}

Corrected Creatinine Clearance ^c	Lean Body Weight						Number of days before SteadyState Achieved ^d
	kg	20	30	40	50	60	
10 mL/min	-	62.5	62.5*	125	125	125	19
20 mL/min	62.5	62.5	125	125	125	125	16
30 mL/min	62.5	62.5*	125	125	187.5	187.5	14
40 mL/min	62.5	62.5*	125	187.5	187.5	187.5	13
50 mL/min	62.5	125	125	187.5	187.5	187.5	12
60 mL/min	62.5	125	125	187.5	250	250	11
70 mL/min	62.5	125	187.5	187.5	250	250	10
80 mL/min	62.5*	125	187.5	187.5	250	250	9
90 mL/min	62.5*	125	187.5	250	250	250	8
100 mL/min	62.5*	125	187.5	250	312.5	312.5	7

a. Recommended are doses to be given twice daily.

b. The doses are rounded to the nearest dose possible using whole Digoxin tablets. Recommended doses approximately 30 percent lower than the calculated dose are designated with an *. Monitor digoxin levels in patients receiving these initial doses and increase dose if needed.

c. The modified Schwartz equation may be used to estimate creatinine clearance. See footnote b under Table 3.

d. If no loading dose administered.

2.5 Monitoring to Assess Safety, Efficacy, and Therapeutic Blood Levels

Monitor for signs and symptoms of digoxin toxicity and clinical response. Adjust dose based on toxicity, efficacy, and blood levels.

Serum digoxin levels less than 0.5 ng/mL have been associated with diminished efficacy, while levels above 2 ng/mL have been associated with increased toxicity without increased benefit.

Interpret the serum digoxin concentration in the overall clinical context, and do not use an isolated measurement of serum digoxin concentration as the basis for increasing or decreasing the Digoxin dose. Serum digoxin concentrations may be falsely elevated by endogenous digoxin-like substances [see *Drug Interactions (7.4)*]. If the assay is sensitive to these substances, consider obtaining a baseline digoxin level before starting Digoxin and correct post-treatment values by the reported baseline level.

Obtain serum digoxin concentrations just before the next scheduled Digoxin dose or at least 6 hours after the last dose. The digoxin concentration is likely to be 10-25% lower when sampled right before the next dose (24 hours after dosing) compared to sampling 8 hours after dosing (using once-daily dosing). However, there will be only minor differences in digoxin concentrations using twice daily dosing whether sampling is done at 8 or 12 hours after a dose.

2.6 Switching from Intravenous Digoxin to Oral Digoxin

When switching from intravenous to oral digoxin formulations, make allowances for differences in bioavailability when calculating maintenance dosages (see Table 6).

Table 6. Comparison of the Systemic Availability and Equivalent Doses of Oral and Intravenous Digoxin

	Absolute Bioavailability	Equivalent Doses (mcg)			
Digoxin Tablets	60-80%	62.5	125	250	500
Digoxin Intravenous Injection	100%	50	100	200	400

3 DOSAGE FORMS & STRENGTHS

Unscored Tablets: 62.5 mcg are peach colored, circular, biconvex, beveled, uncoated tablets debossed with "N" on one side and "200" on the other side.

Scored Tablets: 125 mcg are yellow, circular, beveled, uncoated tablets scored between "N" and "201" on one side and plain on other side.

Scored Tablets: 250 mcg are white to off-white, circular, beveled, uncoated tablets scored between "N" and "202" on one side and plain on other side.

4 CONTRAINDICATIONS

Digoxin is contraindicated in patients with:

- Ventricular fibrillation [*see Warnings and Precautions (5.1)*]
- Known hypersensitivity to digoxin (reactions seen include unexplained rash, swelling of the mouth, lips or throat or a difficulty in breathing). A hypersensitivity reaction to other digitalis preparations usually constitutes a contraindication to digoxin.

5 WARNINGS AND PRECAUTIONS

5.1 Ventricular Fibrillation in Patients With Accessory AV Pathway (Wolff-Parkinson-White Syndrome)

Patients with Wolff-Parkinson-White syndrome who develop atrial fibrillation are at high risk of ventricular fibrillation. Treatment of these patients with digoxin leads to greater slowing of conduction in the atrioventricular node than in accessory pathways, and the risks of rapid ventricular response leading to ventricular fibrillation are thereby increased.

5.2 Sinus Bradycardia and Sino-atrial Block

Digoxin may cause severe sinus bradycardia or sinoatrial block particularly in patients with pre-existing sinus node disease and may cause advanced or complete heart block in patients with pre-existing incomplete AV block. Consider insertion of a pacemaker before treatment with digoxin.

5.3 Digoxin Toxicity

Signs and symptoms of digoxin toxicity include anorexia, nausea, vomiting, visual changes and cardiac arrhythmias [first-degree, second-degree (Wenckebach), or third-degree heart block (including asystole); atrial tachycardia with block; AV dissociation; accelerated junctional (nodal) rhythm; unifocal or multifocal premature contractions (especially bigeminy or trigeminy); ventricular tachycardia; and ventricular fibrillation]. Toxicity is usually associated with digoxin levels greater than 2 ng/ml although symptoms may also occur at lower levels. Low body weight, advanced age or impaired renal function, hypokalemia, hypercalcemia, or hypomagnesemia may predispose to digoxin toxicity. Obtain serum digoxin levels in patients with signs or symptoms of digoxin therapy and interrupt or adjust dose if necessary [*see Adverse Reactions (6) and Overdosage (10)*]. Assess serum electrolytes and renal function periodically.

The earliest and most frequent manifestation of digoxin toxicity in infants and children is the appearance of cardiac arrhythmias, including sinus bradycardia. In children, the use of digoxin may produce any arrhythmia. The most common are conduction disturbances or supraventricular tachyarrhythmias, such as atrial tachycardia (with or without block) and junctional (nodal) tachycardia. Ventricular arrhythmias are less common. Sinus bradycardia may be a sign of impending digoxin intoxication, especially in infants, even in the absence of first-degree heart block. Any arrhythmias or alteration in cardiac conduction that develops in a child taking digoxin should initially be assumed to be a consequence of digoxin intoxication.

Given that adult patients with heart failure have some symptoms in common with digoxin toxicity, it may be difficult to distinguish digoxin toxicity from heart failure. Misidentification of their etiology might lead the clinician to continue or increase Digoxin dosing, when dosing should actually be suspended. When the etiology of these signs and symptoms is not clear, measure serum digoxin levels.

5.4 Risk of Ventricular Arrhythmias During Electrical Cardioversion

It may be desirable to reduce the dose of or discontinue Digoxin for 1 to 2 days prior to electrical cardioversion of atrial fibrillation to avoid the induction of ventricular arrhythmias, but physicians must consider the consequences of increasing the ventricular response if digoxin is decreased or withdrawn. If digitalis toxicity is suspected, elective cardioversion should be delayed. If it is not prudent to delay cardioversion, the lowest possible energy level should be selected to avoid provoking

ventricular arrhythmias.

5.5 Risk of Ischemia in Patients with Acute Myocardial Infarction

Digoxin is not recommended in patients with acute myocardial infarction because digoxin may increase myocardial oxygen demand and lead to ischemia.

5.6 Vasoconstriction in Patients with Myocarditis

Digoxin can precipitate vasoconstriction and may promote production of pro-inflammatory cytokines; therefore, avoid use in patients with myocarditis.

5.7 Decreased Cardiac Output in Patients With Preserved Left Ventricular Systolic Function

Patients with heart failure associated with preserved left ventricular ejection fraction may experience decreased cardiac output with use of Digoxin. Such disorders include restrictive cardiomyopathy, constrictive pericarditis, amyloid heart disease, and acute cor pulmonale. Patients with idiopathic hypertrophic subaortic stenosis may have worsening of the outflow obstruction due to the inotropic effects of digoxin. Patients with amyloid heart disease may be more susceptible to digoxin toxicity at therapeutic levels because of an increased binding of digoxin to extracellular amyloid fibrils.

Digoxin should generally be avoided in these patients, although it has been used for ventricular rate control in the subgroup of patients with atrial fibrillation.

5.8 Reduced Efficacy In Patients With Hypocalcemia

Hypocalcemia can nullify the effects of digoxin in humans; thus, digoxin may be ineffective until serum calcium is restored to normal. These interactions are related to the fact that digoxin affects contractility and excitability of the heart in a manner similar to that of calcium.

5.9 Altered Response in Thyroid Disorders and Hypermetabolic States

Hypothyroidism may reduce the requirements for digoxin.

Heart failure and/or atrial arrhythmias resulting from hypermetabolic or hyperdynamic states (e.g., hyperthyroidism, hypoxia, or arteriovenous shunt) are best treated by addressing the underlying condition. Atrial arrhythmias associated with hypermetabolic states are particularly resistant to digoxin treatment. Patients with beri beri heart disease may fail to respond adequately to digoxin if the underlying thiamine deficiency is not treated concomitantly.

6 ADVERSE REACTIONS

The following adverse reactions are included in more detail in the Warnings and Precautions section of the label:

- Cardiac arrhythmias [see *Warnings and Precautions (5.1, 5.2)*]
- Digoxin Toxicity [see *Warnings and Precautions (5.3)*]

6.1 Clinical Trials Experience

Because clinical trials are conducted under widely varying conditions, adverse reaction rates observed in the clinical trials of a drug cannot be directly compared to rates in the clinical trials of another drug and may not reflect the rates observed in clinical practice.

In general, the adverse reactions of Digoxin are dose-dependent and occur at doses higher than those needed to achieve a therapeutic effect. Hence, adverse reactions are less common when Digoxin is used within the recommended dose range, is maintained within the therapeutic serum concentration range, and when there is careful attention to concurrent medications and conditions.

In the DIG trial (a trial investigating the effect of digoxin on mortality and morbidity in

patients with heart failure), the incidence of hospitalization for suspected digoxin toxicity was 2% in patients taking Digoxin compared to 0.9% in patients taking placebo [see *Clinical Studies (14.1)*].

The overall incidence of adverse reactions with digoxin has been reported as 5-20%, with 15-20% of adverse events considered serious. Cardiac toxicity accounts for about one-half, gastrointestinal disturbances for about one-fourth, and CNS and other toxicity for about one-fourth of these adverse events.

Gastrointestinal: In addition to nausea and vomiting, the use of digoxin has been associated with abdominal pain, intestinal ischemia, and hemorrhagic necrosis of the intestines.

CNS: Digoxin can cause headache, weakness, dizziness, apathy, confusion, and mental disturbances (such as anxiety, depression, delirium, and hallucination).

Other: Gynecomastia has been occasionally observed following the prolonged use of digoxin. Thrombocytopenia and maculopapular rash and other skin reactions have been rarely observed.

7 DRUG INTERACTIONS

Digoxin has a narrow therapeutic index, increased monitoring of serum digoxin concentrations and for potential signs and symptoms of clinical toxicity is necessary when initiating, adjusting, or discontinuing drugs that may interact with digoxin. Prescribers should consult the prescribing information of any drug which is co-prescribed with digoxin for potential drug interaction information.

7.1 P-Glycoprotein (PGP) Inducers/Inhibitors

Digoxin is a substrate of P-glycoprotein, at the level of intestinal absorption, renal tubular secretion and biliary-intestinal secretion. Therefore, drugs that induce/inhibit P-glycoprotein have the potential to alter digoxin pharmacokinetics.

7.2 Pharmacokinetic Drug Interactions

Digoxin concentrations increased greater than 50%			
	Digoxin Serum concentration increase	Digoxin AUC increase	Recommendations
Amiodarone	70%	NA	Measure serum digoxin concentrations before initiating concomitant drugs. Reduce digoxin concentrations by decreasing dose by approximately 30-50% or by modifying the dosing frequency and continue monitoring.
Captopril	58%	39%	
Clarithromycin	NA	70%	
Dronedarone	NA	150%	
Gentamicin	129-212%	NA	
Erythromycin	100%	NA	
Itraconazole	80%	NA	
Lapatinib	NA	180%	
Propafenone	NA	60-270%	
Quinidine	100%	NA	

Ranolazine	50%	NA	
Ritonavir	NA	86%	
Telaprevir	50%	85%	
Tetracycline	100%	NA	
Verapamil	50-75%	NA	
Digoxin concentrations increased less than 50%			
Atorvastatin	22%	15%	Measure serum digoxin concentrations before initiating concomitant drugs. Reduce digoxin concentrations by decreasing the dose by approximately 15-30% or by modifying the dosing frequency and continue monitoring.
Carvedilol	16%	14%	
Conivaptan	33%	43%	
Diltiazem	20%	NA	
Indomethacin	40%	NA	
Mirabegron	29%	27%	
Nefazodone	27%	15%	
Nifedipine	45%	NA	
Propantheline	24%	24%	
Quinine	NA	33%	
Rabeprazole	29%	19%	
Saquinavir	27%	49%	
Spirolactone	25%	NA	
Telmisartan	20-49%	NA	
Ticagrelor	31%	28%	
Tolvaptan	30%	20%	
Trimethoprim	22-28%	NA	
Digoxin concentrations increased, but magnitude is unclear			
Alprazolam, azithromycin, cyclosporine, diclofenac, diphenoxylate, epoestenol, esomeprazole, ibuprofen, ketoconazole, lansoprazole, metformin, omeprazole		Measure serum digoxin concentrations before initiating concomitant drugs. Continue monitoring and reduce digoxin dose as necessary.	
Digoxin concentrations decreased			
Acarbose, activated charcoal, albuterol, antacids, certain cancer chemotherapy or radiation therapy, cholestyramine, colestipol, extenatide, kaolin-pectin, meals high in bran, metoclopramide, miglitol, neomycin, penicillamine, phenytoin, rifampin, St. John's Wort, sucralfate, sulfasalazine		Measure serum digoxin concentrations before initiating concomitant drugs. Continue monitoring and increase digoxin dose by approximately 20-40% as necessary.	

NA - Not available/reported

7.3 Potentially Significant Pharmacodynamic Drug Interactions

Because of considerable variability of pharmacodynamic interactions, the dosage of digoxin should be individualized when patients receive these medications concurrently.

Drugs that Affect Renal Function	A decline in GFR or tubular secretion, as from ACE inhibitors, angiotensin receptor blockers, nonsteroidal anti-inflammatory drugs [NSAIDS], COX-2 inhibitors may impair the excretion of digoxin.	
Antiarrhythmics	Dofetilide	Concomitant administration with digoxin was associated with a higher rate of torsades de pointes
	Sotalol	Proarrhythmic events were more common in patients receiving sotalol and digoxin than on either alone; it is not clear whether this represents an interaction or is related to the presence of CHF, a known risk factor for proarrhythmia, in patients receiving digoxin.
	Dronedaronone	Sudden death was more common in patients receiving digoxin with dronedarone than on either alone; it is not clear whether this represents an interaction or is related to the presence of advanced heart disease, a known risk factor for sudden death in patients receiving digoxin.
Parathyroid Hormone Analog	Teriparatide	Sporadic case reports have suggested that hypercalcemia may predispose patients to digitalis toxicity. Teriparatide transiently increases serum calcium.
Thyroid supplement	Thyroid	Treatment of hypothyroidism in patients taking digoxin may increase the dose requirements of digoxin.
Sympathomimetics	Epinephrine Norepinephrine Dopamine	Can increase the risk of cardiac arrhythmias
Neuromuscular Blocking Agents	Succinylcholine	May cause sudden extrusion of potassium from muscle cells causing arrhythmias in patients taking digoxin.
Supplements	Calcium	If administered rapidly by intravenous route, can produce serious arrhythmias in digitalized patients.
Beta-adrenergic blockers and calcium channel blockers		Additive effects on AV node conduction can result in bradycardia and advanced or complete heart block.
Hyperpolarization-activated cyclic nucleotide-gated channel blocker	Ivabradine	Can increase the risk of bradycardia

7.4 Drug/Laboratory Test Interactions

Endogenous substances of unknown composition (digoxin-like immunoreactive substances, [DLIS]) can interfere with standard radioimmunoassays for digoxin. The interference most often causes results to be falsely positive or falsely elevated, but sometimes it causes results to be falsely reduced. Some assays are more subject to these failings than others. Several LC/MS/MS methods are available that may provide less susceptibility to DLIS interference. DLIS are present in up to half of all neonates and in varying percentages of pregnant women, patients with hypertrophic cardiomyopathy, patients with renal or hepatic dysfunction, and other patients who are volume-expanded for any reason. The measured levels of DLIS (as digoxin equivalents) are usually low (0.2-0.4 ng/mL), but sometimes they reach levels that would be considered therapeutic or even toxic.

In some assays, spironolactone, canrenone, and potassium canrenoate may be falsely detected as digoxin, at levels up to 0.5 ng/mL. Some traditional Chinese and Ayurvedic medicine substances like Chan Su, Siberian Ginseng, Asian Ginseng, Ashwagandha or Dashen can cause similar interference.

Spironolactone and DLIS are much more extensively protein-bound than digoxin. As a result, assays of free digoxin levels in protein-free ultrafiltrate (which tend to be about 25% less than total levels, consistent with the usual extent of protein binding) are less affected by spironolactone or DLIS. It should be noted that ultrafiltration does not solve all interference problems with alternative medicines. The use of an LC/MS/MS method may be the better option according to the good results it provides, especially in terms of specificity and limit of quantization.

8 USE IN SPECIFIC POPULATIONS

8.1 Pregnancy

Risk Summary

Experience with digoxin in pregnant women over several decades, based on published retrospective clinical studies and case reports, has not led to the identification of a drug associated risk of major birth defects, miscarriage or adverse maternal and fetal outcomes. Untreated underlying maternal conditions, such as heart failure and atrial fibrillation, during pregnancy pose a risk to mother and fetus (*see clinical consideration*). Animal reproduction studies have not been conducted with digoxin.

The estimated background risk of major birth defects and miscarriage for the indicated population(s) are unknown. All pregnancies have a background risk of birth defect, loss, or other adverse outcomes. In the U.S. general population, the estimated background risk of major birth defects and miscarriage in clinically recognized pregnancies is 2%-4% and 15%-20%, respectively.

Clinical Considerations

Disease-associated maternal and/or embryo/fetal risk

Pregnant women with heart failure are at increased risk for preterm birth. Clinical classification of heart disease may worsen with pregnancy and lead to maternal or fetal death.

Pregnant women with atrial fibrillation are at increased risk of delivering a low birth weight infant. Atrial fibrillation may worsen with pregnancy and can lead to maternal or fetal death.

Fetal/neonatal adverse reactions

Digoxin has been shown to cross the placenta and is found in amniotic fluid. Monitor neonates for signs and symptoms of digoxin toxicity, including vomiting, cardiac arrhythmias [*see Warnings and Precautions (5.3)*].

Dose adjustments during pregnancy and the postpartum period

Digoxin requirements may increase during pregnancy and decrease in the postpartum period. Monitor serum digoxin levels during pregnancy and postpartum period [see *Dosage and Administration (2.5)*].

Labor or Delivery

Risk of arrhythmias may increase during labor and delivery. Monitor patients continuously during labor and delivery [see *Warnings and Precautions (5.1 and 5.2)*].

8.2 Lactation

Risk Summary

The digoxin dose received through breastfeeding is up to 4% of the neonatal maintenance dosage, which is unlikely to be clinically relevant. There are no data on the effects of digoxin on the breastfed infant or effects on milk production.

Data

Based on data from two lactation studies in a total of 13 breastfed infants, the digoxin concentrations in breast milk were between 0.4 - 1.0 ng/ml following 0.25 mg once daily dose of digoxin in the lactating mother. Thus, the amount of digoxin ingested daily by the infants is estimated to be between 0.03 to 0.16 µg/kg/day. This translates to relative infant dose of digoxin between 1 to 7% of maternal weight-adjusted dose and about 0.2 to 4% of the neonatal maintenance dose.

8.4 Pediatric Use

The safety and effectiveness of Digoxin in the control of ventricular rate in children with atrial fibrillation have not been established.

The safety and effectiveness of Digoxin in the treatment of heart failure in children have not been established in adequate and well-controlled studies. However, in published literature of children with heart failure of various etiologies (e.g., ventricular septal defects, anthracycline toxicity, patent ductus arteriosus), treatment with digoxin has been associated with improvements in hemodynamic parameters and in clinical signs and symptoms.

Newborn infants display considerable variability in their tolerance to digoxin. Premature and immature infants are particularly sensitive to the effects of digoxin, and the dosage of the drug must not only be reduced but must be individualized according to their degree of maturity.

8.5 Geriatric Use

The majority of clinical experience gained with digoxin has been in the elderly population. This experience has not identified differences in response or adverse effects between the elderly and younger patients. However, this drug is known to be substantially excreted by the kidney, and the risk of toxic reactions to this drug may be greater in patients with impaired renal function. Because elderly patients are more likely to have decreased renal function, care should be taken in dose selection, which should be based on renal function, and it may be useful to monitor renal function [see *Dosage and Administration (2.1)*].

8.6 Renal Impairment

The clearance of digoxin can be primarily correlated with the renal function as indicated by creatinine clearance. Tables 3 and 5 provide the usual daily maintenance dose requirements for digoxin based on creatinine clearance [see *Dosage and Administration (2.3)*].

Digoxin is primarily excreted by the kidneys; therefore, patients with impaired renal function require smaller than usual maintenance doses of digoxin [see *Dosage and Administration (2.3)*]. Because of the prolonged elimination half-life, a longer period of time is required to achieve an initial or new steady-state serum concentration in patients with renal impairment than in patients with normal renal function. If appropriate care is not taken to reduce the dose of digoxin, such patients are at high risk for toxicity, and toxic effects will last longer in such patients than in patients with normal renal function.

8.7 Hepatic Impairment

Plasma digoxin concentrations in patients with acute hepatitis generally fall within the range of profiles in a group of healthy subjects.

8.8 Malabsorption

The absorption of digoxin is reduced in some malabsorption conditions such as chronic diarrhea.

10 OVERDOSAGE

10.1 Signs and Symptoms in Adults and Children

The signs and symptoms of toxicity are generally similar to those described in the Adverse Reactions (6.1) but may be more frequent and can be more severe. Signs and symptoms of digoxin toxicity become more frequent with levels above 2 ng/mL. However, in deciding whether a patient's symptoms are due to digoxin, the clinical state together with serum electrolyte levels and thyroid function are important factors [see *Dosage and Administration (2)*].

Adults: The most common signs and symptoms of digoxin toxicity are nausea, vomiting, anorexia, and fatigue that occur in 30-70% of patients who are overdosed. Extremely high serum concentrations produce hyperkalemia especially in patients with impaired renal function. Almost every type of cardiac arrhythmia has been associated with digoxin overdose and multiple rhythm disturbances in the same patient are common. Peak cardiac effects occur 3-6 hours following ingestion and may persist for 24 hours or longer. Arrhythmias that are considered more characteristic of digoxin toxicity are new-onset Mobitz type 1 A-V block, accelerated junctional rhythms, non-paroxysmal atrial tachycardia with A-V block, and bi-directional ventricular tachycardia. Cardiac arrest from asystole or ventricular fibrillation is usually fatal.

Digoxin toxicity is related to serum concentration. As digoxin serum levels increase above 1.2 ng/mL, there is a potential for increase in adverse reactions. Furthermore, lower potassium levels increases the risk for adverse reactions. In adults with heart disease, clinical observations suggest that an overdose of digoxin of 10-15 mg results in death of half of patients. A dose above 25 mg ingested by an adult without heart disease appeared to be uniformly fatal if no Digoxin Immune Fab (DIGIBIND®, DIGIFAB®) was administered.

Among the extra-cardiac manifestations, gastrointestinal symptoms (e.g., nausea, vomiting, anorexia) are very common (up to 80% incidence) and precede cardiac manifestations in approximately half of the patients in most literature reports. Neurologic manifestations (e.g., dizziness, various CNS disturbances), fatigue, and malaise are very common. Visual manifestations may also occur with aberration in color vision (predominance of yellow green) the most frequent. Neurological and visual symptoms may persist after other signs of toxicity have resolved. In chronic toxicity, non-specific extra-cardiac symptoms, such as malaise and weakness, may predominate.

Children: In pediatric patients, signs and symptoms of toxicity can occur during or shortly after the dose of digoxin. Frequent non-cardiac effects are similar to those observed in adults although nausea and vomiting are not seen frequently in infants and small pediatric patients. Other reported manifestations of overdose are weight loss in older age groups, failure to thrive in infants, abdominal pain caused by mesenteric artery ischemia, drowsiness, and behavioral disturbances including psychotic episodes.

Arrhythmias and combinations of arrhythmias that occur in adult patients can also occur in pediatric patients although sinus tachycardia, supraventricular tachycardia, and rapid atrial fibrillation are seen less frequently in pediatric patients. Pediatric patients are more likely to develop A-V conduction disturbances, or sinus bradycardia. Any arrhythmia in a child treated with digoxin should be considered related to digoxin until otherwise ruled out. In pediatric patients aged 1-3 years without heart disease, clinical observations suggest that an overdose of digoxin of 6-10 mg would result in death of half of the patients. In the same population, a dose above 10 mg resulted in death if no Digoxin Immune Fab were administered.

10.2 Treatment

Chronic Overdose

If there is suspicion of toxicity, discontinue Digoxin and place the patient on a cardiac monitor. Correct factors such as electrolyte abnormalities, thyroid dysfunction, and concomitant medications [see *Dosage and Administration (2.5)*]. Correct hypokalemia by administering potassium so that serum potassium is maintained between 4.0 and 5.5 mmol/L. Potassium is usually administered orally, but when correction of the arrhythmia is urgent and serum potassium concentration is low, potassium may be administered by the intravenous route. Monitor electrocardiogram for any evidence of potassium toxicity (e.g., peaking of T waves) and to observe the effect on the arrhythmia. Avoid potassium salts in patients with bradycardia or heart block. Symptomatic arrhythmias may be treated with Digoxin Immune Fab.

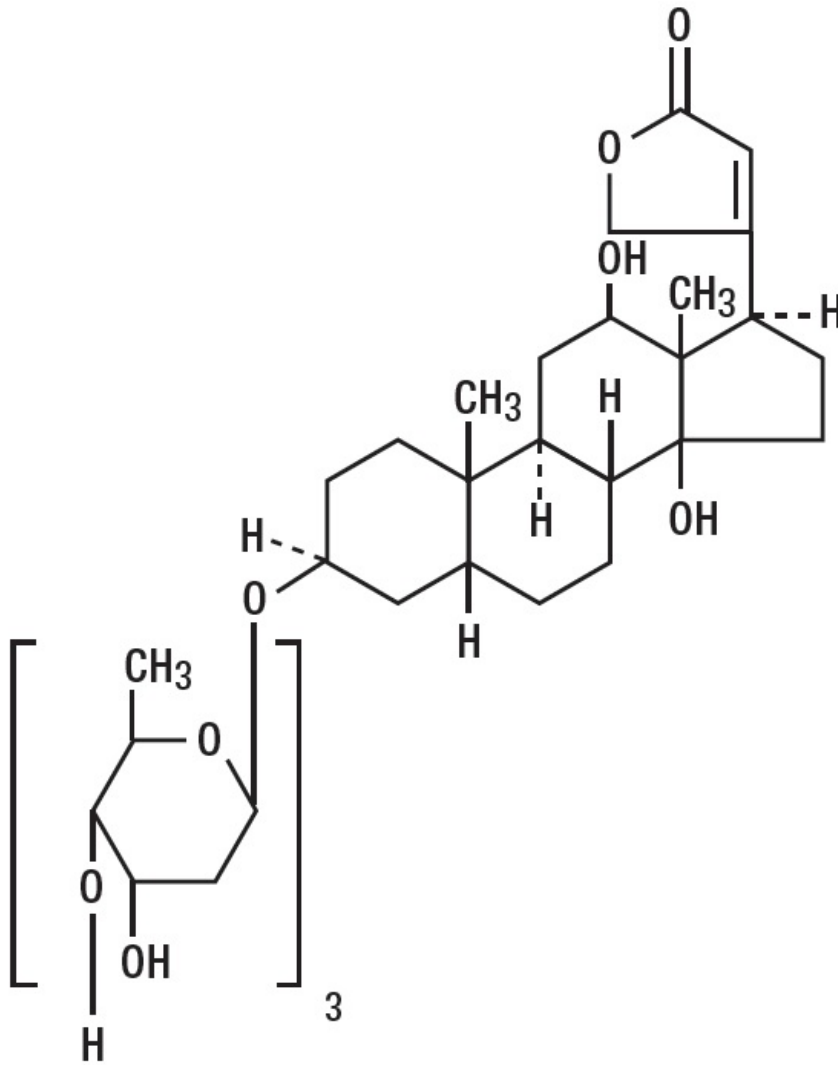
Acute Overdose

Patients who have intentionally or accidentally ingested massive doses of digoxin should receive activated charcoal orally or by nasogastric tube regardless of the time since ingestion since digoxin recirculates to the intestine by enterohepatic circulation. In addition to cardiac monitoring, temporarily discontinue Digoxin until the adverse reaction resolves. Correct factors that may be contributing to the adverse reactions [see *Warnings and Precautions (5)*]. In particular, correct hypokalemia and hypomagnesemia. Digoxin is not effectively removed from the body by dialysis because of its large extravascular volume of distribution. Life threatening arrhythmias (ventricular tachycardia, ventricular fibrillation, high degree A-V block, bradyarrhythmia, sinus arrest) or hyperkalemia requires administration of Digoxin Immune Fab. Digoxin Immune Fab has been shown to be 80-90% effective in reversing signs and symptoms of digoxin toxicity. Bradycardia and heart block caused by digoxin are parasympathetically mediated and respond to atropine. A temporary cardiac pacemaker may also be used. Ventricular arrhythmias may respond to lidocaine or phenytoin. When a large amount of digoxin has been ingested, especially in patients with impaired renal function, hyperkalemia may be present due to release of potassium from skeletal muscle. In this case, treatment with Digoxin Immune Fab is indicated; an initial treatment with glucose and insulin may be needed if the hyperkalemia is life-threatening. Once the adverse reaction has resolved, therapy with Digoxin may be reinstated following a careful reassessment of dose.

11 DESCRIPTION

Digoxin is one of the cardiac (or digitalis) glycosides, a closely related group of drugs having in common specific effects on the myocardium. These drugs are found in a number of plants. Digoxin is extracted from the leaves of *Digitalis lanata*. The term "digitalis" is used to designate the whole group of glycosides. The glycosides are composed of 2 portions: a sugar and a cardenolide (hence "glycosides").

Digoxin is described chemically as (3 β ,5 β ,12 β)-3-[(O-2,6-dideoxy- β -D-ribo-hexopyranosyl-(1 \rightarrow 4)-O-2,6-dideoxy- β -D-ribo-hexopyranosyl-(1 \rightarrow 4)-2,6-dideoxy- β -D-ribo-hexopyranosyl)oxy]-12,14-dihydroxy-card-20(22)-enolide. Its molecular formula is C₄₁H₆₄O₁₄, its molecular weight is 780.95, and its structural formula is:



Digoxin exists as white or almost white powder or colorless crystals. The drug is practically insoluble in water; soluble in mixture of methanol & methylene chloride and slightly soluble in ethyl alcohol.

Digoxin is supplied as 62.5 mcg (unscored), 125 mcg (scored), and 250 mcg (scored) tablets for oral administration. Each tablet contains the labeled amount of digoxin USP and the following inactive ingredients: microcrystalline cellulose, pregelatinized starch, lactose anhydrous, magnesium stearate. Additionally, the 62.5 mcg tablets contain FD&C Yellow No. 6 and 125 mcg tablets contain yellow iron oxide.

Meets USP Dissolution Test 2.

12 CLINICAL PHARMACOLOGY

12.1 Mechanism of Action

All of digoxin's actions are mediated through its effects on Na-K ATPase. This enzyme, the "sodium pump," is responsible for maintaining the intracellular milieu throughout the body by moving sodium ions out of and potassium ions into cells. By inhibiting Na-K ATPase, digoxin

- causes increased availability of intracellular calcium in the myocardium and conduction system, with consequent increased inotropy, increased automaticity, and reduced conduction velocity
- indirectly causes parasympathetic stimulation of the autonomic nervous system, with consequent effects on the sino-atrial (SA) and atrioventricular (AV) nodes
- reduces catecholamine reuptake at nerve terminals, rendering blood vessels more

- sensitive to endogenous or exogenous catecholamines
- increases baroreceptor sensitization, with consequent increased carotid sinus nerve activity and enhanced sympathetic withdrawal for any given increment in mean arterial pressure
- increases (at higher concentrations) sympathetic outflow from the central nervous system (CNS) to both cardiac and peripheral sympathetic nerves
- allows (at higher concentrations) progressive efflux of intracellular potassium, with consequent increase in serum potassium levels.

The cardiologic consequences of these direct and indirect effects are an increase in the force and velocity of myocardial systolic contraction (positive inotropic action), a slowing of the heart rate (negative chronotropic effect), decreased conduction velocity through the AV node, and a decrease in the degree of activation of the sympathetic nervous system and renin-angiotensin system (neurohormonal deactivating effect).

12.2 Pharmacodynamics

The times to onset of pharmacologic effect and to peak effect of preparations of Digoxin are shown in Table 7.

Table 7. Times to Onset of Pharmacologic Effect and to Peak Effect of Preparations of Digoxin

Product	Time to Onset of Effect ^a	Time to Peak Effect ^a
Digoxin Tablets	0.5-2 hours	2-6 hours
Digoxin Injection/IV	5-30 minutes ^b	1-4 hours

a Documented for ventricular response rate in atrial fibrillation, inotropic effects and electrocardiographic changes.

b Depending upon rate of infusion.

Hemodynamic Effects: Short- and long-term therapy with the drug increases cardiac output and lowers pulmonary artery pressure, pulmonary capillary wedge pressure, and systemic vascular resistance in patients with heart failure. These hemodynamic effects are accompanied by an increase in the left ventricular ejection fraction and a decrease in end-systolic and end-diastolic dimensions.

ECG Changes: The use of therapeutic doses of Digoxin may cause prolongation of the PR interval and depression of the ST segment on the electrocardiogram. Digoxin may produce false positive ST-T changes on the electrocardiogram during exercise testing. These electrophysiologic effects are not indicative of toxicity. Digoxin does not significantly reduce heart rate during exercise.

12.3 Pharmacokinetics

Note: The following data are from studies performed in adults, unless otherwise stated.

Absorption: Following oral administration, peak serum concentrations of digoxin occur at 1 to 3 hours. Absorption of digoxin from Digoxin Tablets has been demonstrated to be 60-80% complete compared to an identical intravenous dose of digoxin (absolute bioavailability). When Digoxin Tablets are taken after meals, the rate of absorption is slowed, but the total amount of digoxin absorbed is usually unchanged. When taken with meals high in bran fiber, however, the amount absorbed from an oral dose may be reduced. Comparisons of the systemic availability and equivalent doses for oral preparations of Digoxin are shown in Dosage and Administration (2.6).

Digoxin is a substrate for P-glycoprotein. As an efflux protein on the apical membrane of enterocytes, P-glycoprotein may limit the absorption of digoxin.

In some patients, orally administered digoxin is converted to inactive reduction products (e.g., dihydrodigoxin) by colonic bacteria in the gut. Data suggest that 1 in 10 patients treated with digoxin tablets, colonic bacteria will degrade 40% or more of the ingested dose. As a result, certain antibiotics may increase the absorption of digoxin in such patients. Although inactivation of these bacteria by antibiotics is rapid, the serum digoxin concentration will rise at a rate consistent with the elimination half-life of digoxin. Serum digoxin concentration relates to the extent of bacterial inactivation, and may be as much as doubled in some cases [see *Drug Interactions (7.2)*].

Patients with malabsorption syndromes (e.g., short bowel syndrome, celiac sprue, jejunioileal bypass) may have a reduced ability to absorb orally administered digoxin.

Distribution: Following drug administration, a 6-8-hour tissue distribution phase is observed. This is followed by a much more gradual decline in the serum concentration of the drug, which is dependent on the elimination of digoxin from the body. The peak height and slope of the early portion (absorption/distribution phases) of the serum concentration-time curve are dependent upon the route of administration and the absorption characteristics of the formulation. Clinical evidence indicates that the early high serum concentrations do not reflect the concentration of digoxin at its site of action, but that with chronic use, the steady-state post-distribution serum concentrations are in equilibrium with tissue concentrations and correlate with pharmacologic effects. In individual patients, these post-distribution serum concentrations may be useful in evaluating therapeutic and toxic effects [see *Dosage and Administration (2.1)*].

Digoxin is concentrated in tissues and therefore has a large apparent volume of distribution (approximately 475-500 L). Digoxin crosses both the blood-brain barrier and the placenta. At delivery, the serum digoxin concentration in the newborn is similar to the serum concentration in the mother. Approximately 25% of digoxin in the plasma is bound to protein. Serum digoxin concentrations are not significantly altered by large changes in fat tissue weight, so that its distribution space correlates best with lean (i.e., ideal) body weight, not total body weight.

Metabolism: Only a small percentage (13%) of a dose of digoxin is metabolized in healthy volunteers. The urinary metabolites, which include dihydrodigoxin, digoxigenin bisdigitoxoside, and their glucuronide and sulfate conjugates, are polar in nature and are postulated to be formed via hydrolysis, oxidation, and conjugation. The metabolism of digoxin is not dependent upon the cytochrome P-450 system, and digoxin is not known to induce or inhibit the cytochrome P-450 system.

Excretion: Elimination of digoxin follows first-order kinetics (that is, the quantity of digoxin eliminated at any time is proportional to the total body content). Following intravenous administration to healthy volunteers, 50-70% of a digoxin dose is excreted unchanged in the urine. Renal excretion of digoxin is proportional to creatinine clearance and is largely independent of urine flow. In healthy volunteers with normal renal function, digoxin has a half-life of 1.5-2 days. The half-life in anuric patients is prolonged to 3.5-5 days. Digoxin is not effectively removed from the body by dialysis, exchange transfusion, or during cardiopulmonary bypass because most of the drug is bound to extravascular tissues.

Special Populations: Geriatrics: Because of age-related declines in renal function, elderly patients would be expected to eliminate digoxin more slowly than younger subjects. Elderly patients may also exhibit a lower volume of distribution of digoxin due to age-related loss of lean muscle mass. Thus, the dosage of digoxin should be carefully selected and monitored in elderly patients [see *Use in Specific Populations (8.5)*].

Gender: In a study of 184 patients, the clearance of digoxin was 12% lower in female than in male patients. This difference is not likely to be clinically important.

Hepatic Impairment: Because only a small percentage (approximately 13%) of a dose of digoxin undergoes metabolism, hepatic impairment would not be expected to significantly alter the pharmacokinetics of digoxin. In a small study, plasma digoxin concentration profiles in patients with acute hepatitis generally fell within the range of profiles in a group of healthy subjects. No dosage adjustments are recommended for patients with hepatic impairment; however, serum digoxin concentrations should be used as appropriate to help guide dosing in these patients.

Renal Impairment: Since the clearance of digoxin correlates with creatinine clearance, patients with renal impairment generally demonstrate prolonged digoxin elimination half-lives and greater exposures to digoxin. Therefore, titrate carefully in these patients based on clinical response, and based on monitoring of serum digoxin concentrations, as appropriate.

Race: The impact of race differences on digoxin pharmacokinetics has not been formally studied. Because digoxin is primarily eliminated as unchanged drug via the kidney and because there are no important differences in creatinine clearance among races, pharmacokinetic differences due to race are not expected.

13 NONCLINICAL TOXICOLOGY

13.1 Carcinogenesis & Mutagenesis & Impairment Of Fertility

Digoxin showed no genotoxic potential in *in vitro* studies (Ames test and mouse lymphoma). No data are available on the carcinogenic potential of digoxin, nor have studies been conducted to assess its potential to affect fertility.

14 CLINICAL STUDIES

14.1 Chronic Heart Failure

Two 12-week, double-blind, placebo-controlled studies enrolled 178 (RADIANCE trial) and 88 (PROVED trial) adult patients with NYHA Class II or III heart failure previously treated with oral digoxin, a diuretic, and an ACE inhibitor (RADIANCE only) and randomized them to placebo or treatment with Digoxin Tablets. Both trials demonstrated better preservation of exercise capacity in patients randomized to Digoxin. Continued treatment with Digoxin reduced the risk of developing worsening heart failure, as evidenced by heart failure-related hospitalizations and emergency care and the need for concomitant heart failure therapy.

DIG Trial of Digoxin in Patients with Heart Failure

The Digitalis Investigation Group (DIG) main trial was a 37-week, multicenter, randomized, double-blind mortality study comparing digoxin to placebo in 6800 adult patients with heart failure and left ventricular ejection fraction less than or equal to 0.45. At randomization, 67% were NYHA class I or II, 71% had heart failure of ischemic etiology, 44% had been receiving digoxin, and most were receiving a concomitant ACE inhibitor (94%) and diuretics (82%). As in the smaller trials described above, patients who had been receiving open-label digoxin were withdrawn from this treatment before randomization. Randomization to digoxin was again associated with a significant reduction in the incidence of hospitalization, whether scored as number of hospitalizations for heart failure (relative risk 75%), risk of having at least one such hospitalization during the trial (RR 72%), or number of hospitalizations for any cause (RR 94%). On the other hand, randomization to digoxin had no apparent effect on mortality (RR 99%, with confidence limits of 91-107%).

14.2 Chronic Atrial Fibrillation

Digoxin has also been studied as a means of controlling the ventricular response to chronic atrial fibrillation in adults. Digoxin reduced the resting heart rate, but not the heart rate during exercise.

In 3 different randomized, double-blind trials that included a total of 315 adult patients, digoxin was compared to placebo for the conversion of recent-onset atrial fibrillation to sinus rhythm. Conversion was equally likely, and equally rapid, in the digoxin and placebo groups. In a randomized 120-patient trial comparing digoxin, sotalol, and amiodarone, patients randomized to digoxin had the lowest incidence of conversion to sinus rhythm, and the least satisfactory rate control when conversion did not occur.

In at least one study, digoxin was studied as a means of delaying reversion to atrial fibrillation in adult patients with frequent recurrence of this arrhythmia. This was a randomized, double-blind, 43-patient crossover study. Digoxin increased the mean time between symptomatic recurrent episodes by 54%, but had no effect on the frequency of fibrillatory episodes seen during continuous electrocardiographic monitoring.

16 HOW SUPPLIED/STORAGE AND HANDLING

Digoxin Tablets have "N" on one side and are supplied as follows:

Mcg	Scored	Color	Imprint	NDC 70954-xxx-xx	
				Bottle/100	Bottle/1000
62.5	No	Peach	200	200-10	NA
125	Yes	Yellow	201	201-10	201-20
250	Yes	White to off-white	202	202-10	202-20

Store at 25°C (77°F); excursions permitted to 15° to 30°C (59° to 86°F) [See USP Controlled Room Temperature] in a dry place and protect from light.

Dispense in tight, light-resistant container as defined in USP.

Keep this and all medication out of the reach of children.

17 PATIENT COUNSELING INFORMATION

- Advise patients that many drugs can interact with Digoxin. Instruct patients to inform their doctor and pharmacist if they are taking any over the counter medications, including herbal medication, or are started on a new prescription.
- Advise patients to contact their doctor or a health care professional if they experience nausea, vomiting, persistent diarrhea, confusion, weakness, or visual disturbances (including blurred vision, green-yellow color disturbances, halo effect) as these could be signs that the dose of Digoxin may be too high.
- Advise parents or caregivers that the symptoms of having too high Digoxin doses may be difficult to recognize in infants and pediatric patients. Symptoms such as weight loss, failure to thrive in infants, abdominal pain, and behavioral disturbances may be indications of digoxin toxicity. Instruct the patient to monitor and record their heart rate and blood pressure daily.

Manufactured
by:

Novitium Pharma LLC

70 Lake Drive, East Windsor

New Jersey - 08520

Issued: 07/2022

LB4442-01

PACKAGE LABEL.PRINCIPAL DISPLAY PANEL

Digoxin Tablets USP, 62.5 mcg - 100 counts


NDC 70954-200-10

NDC 70954-200-10 100 Tablets

Digoxin Tablets, USP

62.5 mcg


Each tablet contains 62.5 mcg.

 **Rx only**

Usual Dosage: See prescribing information for dosage information.
Store at 25°C (77°F); excursions permitted to 15° to 30°C (59° to 86°F) [see USP Controlled Room Temperature] in a dry place and protect from light.
Dispense in tight, light-resistant container as defined in the USP.
Keep this and all medication out of the reach of children.
Do not use if printed safety seal under cap is broken or missing.

Manufactured by:
Novitium Pharma LLC
70 Lake Drive, East Windsor
New Jersey 08520
Issued: 05/2024

LB4693-01



Digoxin Tablets USP, 125 mcg - 100 counts


NDC 70954-201-10

NDC 70954-201-10 100 Tablets

Digoxin Tablets, USP

125 mcg


Each scored tablet contains 125 mcg.

 **Rx only**

Usual Dosage: See prescribing information for dosage information.
Store at 25°C (77°F); excursions permitted to 15° to 30°C (59° to 86°F) [see USP Controlled Room Temperature] in a dry place and protect from light.
Dispense in tight, light-resistant container as defined in the USP.
Keep this and all medication out of the reach of children.
Do not use if printed safety seal under cap is broken or missing.

Manufactured by:
Novitium Pharma LLC
70 Lake Drive, East Windsor
New Jersey 08520
Issued: 05/2024

LB4711-00



Digoxin Tablets USP, 125 mcg - 1000 counts

NDC 70954-201-20

NDC 70954-201-20 1000 Tablets

Digoxin Tablets, USP

125 mcg

Each scored tablet
contains 125 mcg.



Rx only

Usual Dosage: See prescribing information for dosage information.

Store at 25°C (77°F); excursions permitted to 15° to 30°C (59° to 86°F) [see USP Controlled Room Temperature] in a dry place and protect from light.

Dispense in tight, light-resistant container as defined in the USP.

Keep this and all medication out of the reach of children.

Do not use if printed safety seal under cap is broken or missing.

Manufactured by:
Novitium Pharma LLC
70 Lake Drive, East Windsor
New Jersey 08520

Issued: 05/2024

LB4712-00



Digoxin Tablets USP, 250 mcg - 100 counts

NDC 70954-202-10

NDC 70954-202-10 100 Tablets

Digoxin Tablets, USP

250 mcg

Each scored tablet
contains 250 mcg.



Rx only

Usual Dosage: See prescribing information for dosage information.

Store at 25°C (77°F); excursions permitted to 15° to 30°C (59° to 86°F) [see USP Controlled Room Temperature] in a dry place and protect from light.

Dispense in tight, light-resistant container as defined in the USP.

Keep this and all medication out of the reach of children.

Do not use if printed safety seal under cap is broken or missing.

Manufactured by:
Novitium Pharma LLC
70 Lake Drive, East Windsor
New Jersey 08520

Issued: 05/2024

LB4713-00



Digoxin Tablets USP, 250 mcg - 1000 counts

NDC 70954-202-20

NDC 70954-202-20 1000 Tablets

Digoxin Tablets, USP

250 mcg

Each scored tablet contains 250 mcg.



Rx only

Usual Dosage: See prescribing information for dosage information.

Store at 25°C (77°F); excursions permitted to 15° to 30°C (59° to 86°F) [see USP Controlled Room Temperature] in a dry place and protect from light.

Dispense in tight, light-resistant container as defined in the USP.

Keep this and all medication out of the reach of children.

Do not use if printed safety seal under cap is broken or missing.

Manufactured by:
Novitium Pharma LLC
70 Lake Drive, East Windsor
New Jersey 08520

Issued: 05/2024

LB4714-00



DIGOXIN

digoxin tablet

Product Information

Product Type	HUMAN PRESCRIPTION DRUG	Item Code (Source)	NDC:70954-201
Route of Administration	ORAL		

Active Ingredient/Active Moiety

Ingredient Name	Basis of Strength	Strength
DIGOXIN (UNII: 73K4184T59) (DIGOXIN - UNII:73K4184T59)	DIGOXIN	0.125 mg

Inactive Ingredients

Ingredient Name	Strength
CELLULOSE, MICROCRYSTALLINE (UNII: OP1R32D61U)	
STARCH, CORN (UNII: O8232NY3S)	
ANHYDROUS LACTOSE (UNII: 3SY5LH9PMK)	
MAGNESIUM STEARATE (UNII: 70097M6I3O)	
FERRIC OXIDE YELLOW (UNII: EX438O2MRT)	

Product Characteristics

Color	YELLOW	Score	2 pieces
Shape	ROUND	Size	6mm
Flavor		Imprint Code	N201
Contains			

Packaging

#	Item Code	Package Description	Marketing Start Date	Marketing End Date
1	NDC:70954-201-10	100 in 1 BOTTLE; Type 0: Not a Combination Product	11/22/2021	
2	NDC:70954-201-20	1000 in 1 BOTTLE; Type 0: Not a Combination Product	11/22/2021	

Marketing Information

Marketing Category	Application Number or Monograph Citation	Marketing Start Date	Marketing End Date
ANDA	ANDA215307	11/22/2021	

DIGOXIN

digoxin tablet

Product Information				
Product Type	HUMAN PRESCRIPTION DRUG	Item Code (Source)	NDC:70954-202	
Route of Administration	ORAL			
Active Ingredient/Active Moiety				
Ingredient Name		Basis of Strength	Strength	
DIGOXIN (UNII: 73K4184T59) (DIGOXIN - UNII:73K4184T59)		DIGOXIN	0.250 mg	
Inactive Ingredients				
Ingredient Name			Strength	
CELLULOSE, MICROCRYSTALLINE (UNII: OP1R32D61U)				
STARCH, CORN (UNII: O8232NY3S)				
ANHYDROUS LACTOSE (UNII: 3SY5LH9PMK)				
MAGNESIUM STEARATE (UNII: 70097M6I30)				
Product Characteristics				
Color	WHITE (White to off-white)	Score	2 pieces	
Shape	ROUND	Size	7mm	
Flavor		Imprint Code	N202	
Contains				
Packaging				
#	Item Code	Package Description	Marketing Start Date	Marketing End Date
1	NDC:70954-202-10	100 in 1 BOTTLE; Type 0: Not a Combination Product	11/22/2021	
2	NDC:70954-202-20	1000 in 1 BOTTLE; Type 0: Not a Combination Product	11/22/2021	
Marketing Information				
Marketing Category	Application Number or Monograph Citation	Marketing Start Date	Marketing End Date	
ANDA	ANDA215307	11/22/2021		

DIGOXIN

digoxin tablet

Product Information				
Product Type	HUMAN PRESCRIPTION DRUG	Item Code (Source)	NDC:70954-200	
Route of Administration	ORAL			
Active Ingredient/Active Moiety				
Ingredient Name		Basis of Strength	Strength	
DIGOXIN (UNII: 73K4184T59) (DIGOXIN - UNII:73K4184T59)		DIGOXIN	0.0625 mg	
Inactive Ingredients				
Ingredient Name			Strength	
CELLULOSE, MICROCRYSTALLINE (UNII: OP1R32D61U)				
STARCH, CORN (UNII: O8232NY3S)				
ANHYDROUS LACTOSE (UNII: 3SY5LH9PMK)				
MAGNESIUM STEARATE (UNII: 70097M6I30)				

Product Characteristics

Color	PINK (Peach)	Score	no score
Shape	ROUND	Size	6mm
Flavor		Imprint Code	N;200
Contains			

Packaging

#	Item Code	Package Description	Marketing Start Date	Marketing End Date
1	NDC:70954-200-10	100 in 1 BOTTLE; Type 0: Not a Combination Product	08/25/2022	

Marketing Information

Marketing Category	Application Number or Monograph Citation	Marketing Start Date	Marketing End Date
ANDA	ANDA215307	08/25/2022	

Labeler - ANI Pharmaceuticals, Inc. (145588013)

Establishment

Name	Address	ID/FEI	Business Operations
Novitium Pharma LLC		080301870	ANALYSIS(70954-200, 70954-201, 70954-202) , LABEL(70954-200, 70954-201, 70954-202) , MANUFACTURE(70954-200, 70954-201, 70954-202) , PACK(70954-200, 70954-201, 70954-202)